

Continued from Front

to determine if the child restraint system in use is appropriate for the child's individual height, weight, and age.

- (3) A person violating subsection (1) of this section may be issued a notice of traffic infraction under chapter 46.63 RCW. If the person to whom the notice was issued presents proof of acquisition of an approved child passenger restraint system or a child booster seat, as appropriate, within seven days to the jurisdiction issuing the notice and the person has not previously had a violation of this section dismissed, the jurisdiction shall dismiss the notice of traffic infraction.
- (5) **This section does not apply to:** (a) For hire vehicles, (b) vehicles designed to transport sixteen or less passengers, including the driver, operated by auto transportation companies, as defined in RCW 81.68.010, (c) vehicles providing customer shuttle service between parking, convention, and hotel facilities, and airport terminals, and (d) school buses.
- (7) The requirements of subsection (1) of this section do not apply in any seating position where there is only a lap belt available and the child weighs more than forty pounds.

To locate a child passenger safety technician
in your community visit
www.safercar.gov/parents/Car-Seat-Safety.htm
or call 253-447-3257.

Washington's Child Passenger Safety Law

RCW 46.61.687 (not in its entirety)
Covers all passengers under 16 years of age.
Driver receives notice of infraction.

- (1)(a) A child must be restrained in a child restraint system, if the passenger seating position equipped with a safety belt system allows sufficient space for installation, until the child is eight years old, unless the child is four feet nine inches or taller. The child restraint system must comply with standards of the United States department of transportation and must be secured in the vehicle in accordance with instructions of the vehicle manufacturer and the child restraint system manufacturer.
- (b) A child who is eight years of age or older or four feet nine inches or taller shall be properly restrained with the motor vehicle's safety belt properly adjusted and fastened around the child's body or an appropriately fitting child restraint system.
- (c) The driver of a vehicle transporting a child who is under thirteen years old shall transport the child in the back seat positions in the vehicle where it is practical to do so.
- (2) Enforcement of subsection (1) of this section is subject to a visual inspection by law enforcement

Continued on Back

Ages	Birth	1	2	3	4	5	6	7	8	9	10	11	12	13+
Rear-Facing														
Forward-Facing <i>with Harness</i>														
Booster Seat														
Seat Belt														





Some seats require Rear-Facing until 2 years old

Harness recommended to maximum seat requirements

Booster use until 4'9"

Back seat

This is a guide for law enforcement. Always refer to vehicle and car/booster seat manufacturer's instruction.

			
<p>REAR-FACING</p> <ul style="list-style-type: none"> • Child's head more than 1" from top of seat • Harness; <ul style="list-style-type: none"> - straps at or <u>below</u> shoulders - clip at armpit level - snug • Installed with seat belt or lower anchors • Appropriate angle 	<p>FORWARD-FACING <i>with Harness</i></p> <ul style="list-style-type: none"> • Head support • Harness; <ul style="list-style-type: none"> - straps at or <u>above</u> shoulders - clip at armpit level - snug • Installed with seat belt or lower anchors & tether • Forward facing belt path used for installation 	<p>BOOSTER SEAT</p> <ul style="list-style-type: none"> • Head support • Proper seat belt fit <ul style="list-style-type: none"> - lap belt low - shoulder belt across mid-chest and shoulder • Lap <u>and</u> shoulder seat belt used; can <u>not</u> be used with lap-only belt 	<p>SEAT BELT</p> <ul style="list-style-type: none"> • Proper seat belt fit <ul style="list-style-type: none"> - lap belt low - shoulder belt across mid-chest and shoulder • Sit without slouching • Back against vehicle seat • Knees bent naturally over edge of seat • Feet on floor