



## School Closure Toolkit



Version 1.1 3/19/20



Schedules

Token Board

Resources

[eastersealschicago.org](http://eastersealschicago.org)



### **School Closure Autism Toolkit – Directions for Use**

We are hopeful that this toolkit will help support your child at home during this time of uncertainty. For a child with autism, visual supports can help to decrease anxiety and increase independence across all settings. This toolkit provides you with all that you will need to help structure your child's day at home, no matter his/her age.

**Things I Can Do At Home:** This page can be used for either A) category labels for you to house all of your schedule pieces or B) a color coding reference key.

**Sensory, Life Skills, Academics, Movement, Leisure:** These pages provide you with schedule pieces under each domain. You can either A) cut the pieces out to use in individual schedules or B) use the page as a choice board to reference during that activity time.

**Schedule Pieces:** While our toolkit focuses mainly on creating structured "chunks" of your day, we have also included full day schedule pieces if you would like to put a full schedule on your fridge or wall.

**Extras:** Missing a schedule, activity, or reward piece that isn't included in the toolkit? Tape a wrapper/label, print a picture, draw your own simple picture, or write the word on the piece to customize your own pieces. If you are a teacher or clinician and have access to Boardmaker Online, you can edit your own pieces by searching for Activity #29724776.

**Choice Board:** This is an optional page. If your child is overwhelmed by too many choices OR some of the schedule pieces are not options in your home, you can cut out a smaller number of choices and stick them on this board for your child to choose from. This can also be used as a reward choice board.

**Finished Pieces:** If you choose to use each domain (Sensory, Life Skills, Academics, Movement, Leisure) as a "choice" board and would like to keep track of which activities you've completed, you can use these green checks to cover up each schedule piece.

**Token Boards:** If your child needs a little motivation to get started with adult-directed activities, you can use the token board to help keep him/her on track. Choose 1-3 target behaviors you wish for your child to display, choose a reward, and fill in the circles as your child does what is asked. Seeing the circles fill will show him/her that he/she is close to earning a reward. You can color the circles, use stickers, or add Velcro pieces.

**First/Then Board (Form A):** This board is for an emerging learner who does better with only a few schedule pieces at a time. Place one non-preferred schedule piece on the left (first) and one preferred activity on the right (then). Repeat this throughout the day.

**Activity Schedule (Form B):** This board is for a child who understands schedules and is used to using one. You can either A) glue/tape [pre-selected] schedule pieces on top of each colored activity (child can help choose if appropriate) or B) follow this schedule as listed and when you get to each color, pull out the colored schedule boards for that activity and let your child choose). The color coding will help you follow the same “routine” each day, but the activities will change.

**Agenda (Form C):** This board is for an older child who can write the activities in each box OR if you don’t wish to follow the color coded order of skill domains (e.g. you are doing 5 academic activities or 5 life skills activities during the day).

**To Do List (Form D):** This board is for an older child who is a reader and/or writer. Activities can be listed in the order to be completed (either from our examples or anywhere else). When each item has been finished, the child or adult can check the box that it has been completed.

For additional curriculum ideas and support, please click [HERE](#) for an up to date list of online resources available to you, which has been compiled for families with children with autism. (Also available at the end of this packet).

# Things I Can Do at Home



Sensory



Life Skills



Academics



Movement



Leisure



# Sensory



take a bubble bath



shaving cream on table



play doh



trampoline



swing



spin



sensory bin



hugs and squeezes



dance



painting



strings



slime



sensory bottle



blow up/play balloons



guess the smell



simon says



bean bag break



burrito



# Life Skills



unload dishwasher



laundry



take trash out



sorting silverware



pair socks



folding



wash car



chore cards



money practice



yardwork



cooking



make beds



vacuum



sweeping



put clothes away



put toys away



do dishes



chores



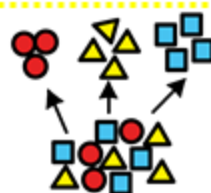
# Academics



Unique Learning System



Activities to Go



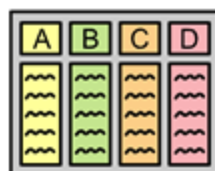
sorting



Learning Games



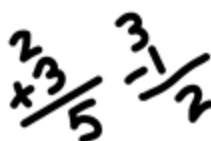
learning games



vocabulary



reading



math




worksheet



science



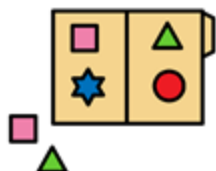
social studies



homework packet



writing



file folder activity



work boxes

Aa Bb Cc  
Dd Ee Ff

letters

1 2 3  
4 5 6  
7 8 9 0

numbers



money



# Movement



yoga



walk



swingset



play outside



dance



trampoline



soccer



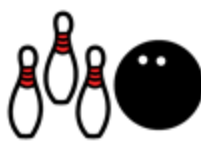
run



obstacle course



animal races



hallway bowling



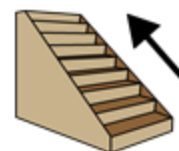
pillow fight



smash bubbles



wall push ups



stairs



jump rope



walk the dog



basketball



# Leisure



drawing



games



play



blocks



water play



play doh



dolls



puzzles



art project



read books



play outside



ride bike



watch TV



YouTube



listen to music



card game



computer



iPad



# Daily Schedule



breakfast



brush teeth



bathroom



snack



lunch



pajamas on



nap



rest



dinner



exercise



community



doctor



car



clean



bedtime



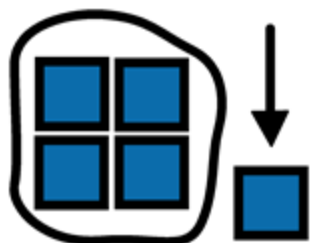
Activity Schedule



get dressed




hang out



# Extras

Draw and/or write any extra pieces you need for your child's schedule.



# Choice Board

Put available choices on this board and let your child choose activities.




# Finished Pieces

Use these pieces to cover up finished activities.



# Token Boards

Use these token boards to help motivate your child to stay on track.

My Rules:

Working for...



# First/Then Board

Add a  
non-preferred  
(First) activity and  
a preferred  
(Then) activity.

1  
First



2  
Then

# First/Then Board

Add a  
non-preferred  
(First) activity and  
a preferred  
(Then) activity.

1  
First



2  
Then

# My Activity Schedule

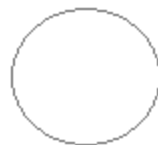
Add 5 schedule pieces to schedule. Choose reward and place or write on top of star.

First:

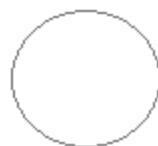
Finished



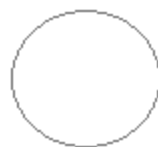
sensory



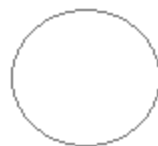
life skills



academics



movement



leisure



Then:

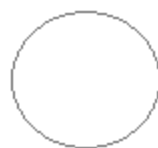


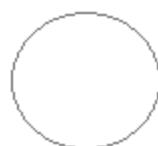
# Agenda

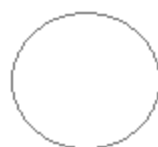
Add 5 schedule pieces to schedule. Choose reward and place or write on top of star.

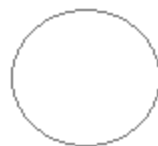
First:

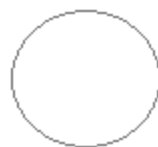
Finished









Then:



Date: \_\_\_\_\_

To Do List:

1. \_\_\_\_\_ ☐
2. \_\_\_\_\_ ☐
3. \_\_\_\_\_ ☐
4. \_\_\_\_\_ ☐
5. \_\_\_\_\_ ☐
6. \_\_\_\_\_ ☐
7. \_\_\_\_\_ ☐
8. \_\_\_\_\_ ☐
9. \_\_\_\_\_ ☐
10. \_\_\_\_\_ ☐



When I finish my to do list, I can have free time.



**School Closure Autism Toolkit**  
*Illinois Autism Partnership*

# **Click here for Online** **Resources**

Recommended resources including apps, livestreams, curriculum supports, visual supports, subscriptions, websites, and other resources.