


READING

Strategies

When students come across a word that they do not know, they are usually told to 'sound it out'. While this is a valuable strategy, it is not always effective, as some words have irregular spelling patterns or may contain blends or digraphs. Therefore, students must be equipped with a range of strategies that they can integrate when reading to decode unknown words.





EAGLE Eye

Look at the illustrations for clues about what words you might expect to read in the book. Look at all the details.

TRYING Lion

Try a word that would make sense in the sentence. Check to make sure that it matches the pictures and beginning sound.





FISHY Lips

Look at the beginning sound of the word and work your way through it, saying the sounds in order.

CHUNKY Monkey

Break the word up into smaller parts that you already know. Use sound chunks or smaller words.




FLIP IT Frog

Vowels have a short and long sound. If the short sound doesn't fit, flip to the long sound to make it says its name.

TURTLE Talk

Slowly say each sound throughout the word in order, before trying to blend them together.



WISE Owl

When the strategies are not working, ask another person to help you apply a strategy or work out the word.

HOPPY Kangaroo

Hop over the unknown word and read the rest of the sentence. Try to work out the word, using the meaning from the rest of the sentence.

