




Miss Maple's Seeds Lesson Pack




- Writing Response
- Life Cycle of a Sunflower
- Sunflower Seed Counters
- Sunflower Coloring and Math Mat
- Math Recording Sheet
- Word Family Flowers
- Directed Drawing
- Parts of a Flower
- What A Seed Needs To Grow
- Flower Words


Additional Resources

KindergartenVideos.com
(search: seeds)

[Miss Maple's Seeds](#)

[Watch A Seed Grow](#)





Click to watch!

Read or watch the book and discuss.

Then have your child fill out the reading response sheet provided.

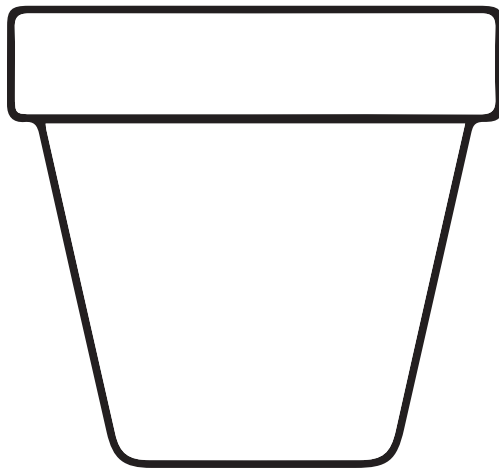
Sample Discussion Questions

1. Who is the main character in the story?
What is her job? (gardener) What does a gardener do?
2. In the story, how did the seeds travel?
(wind, water, animals)
3. What do seeds need to grow?
4. Can you name the seasons?
What does each season look like and feel like?

Have your child watch [this video of seedlings growing](#) and then draw the events in order on the recording sheet.

Name: _____


What kind of plant would you like to grow?




Four sets of horizontal lines for writing, each consisting of a solid top line, a dashed middle line, and a solid bottom line.

Life Cycle of a Sunflower


1



4



3




2




seedling



seed



flower



sapling

Roll & Count

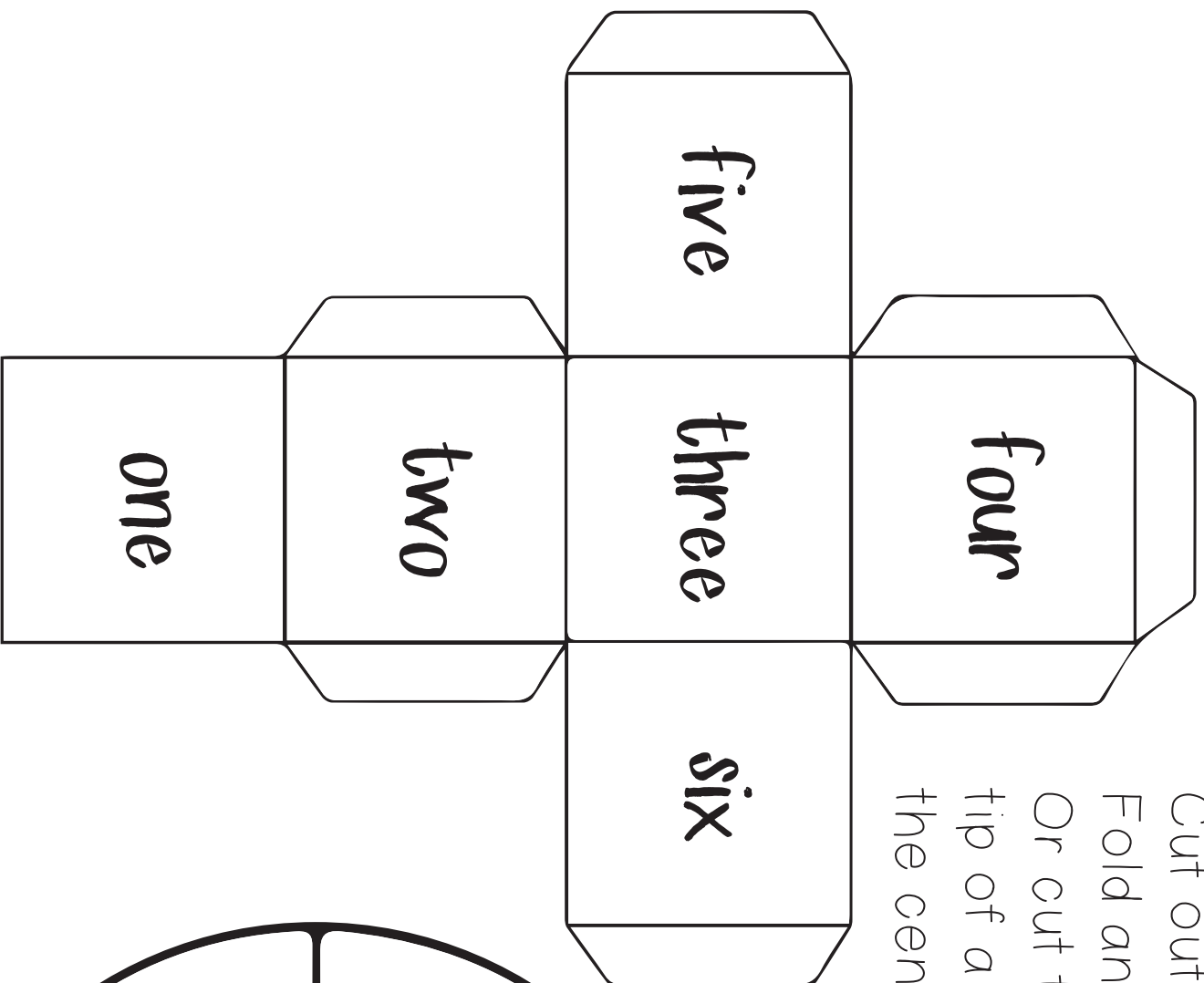
Step One: Cut out sunflower seed counters and number cube.

Step Two: Fold and glue number cube to create a rollable di.

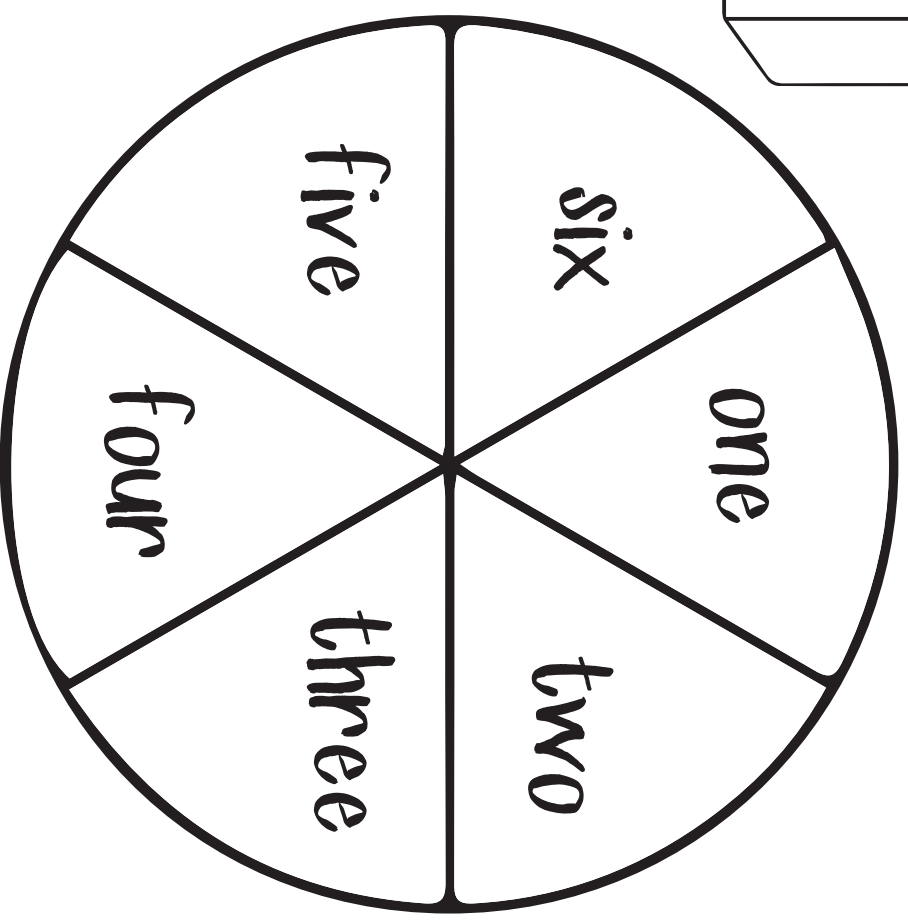
Step Three: Have child roll cube and place that number of seeds on one flower, roll again and place on second flower, and one more time on the third flower.


Step Four: Have the child add the numbers together on the recording sheet.




*You may also use the number spinner.



Cut out the number cube template.
Fold and glue to make a paper cube.
Or cut the circle spinner and use the tip of a pencil to hold a paper clip in the center and spin.







Name: _____

$$+ + =$$

$$+ + =$$

$$+ + =$$

$$+ + =$$

$$+ + =$$

$$+ + =$$


Word Family Flowers

Version One

Have child create words using the letters and word family provided and record on the leaves of their flower.

Version Two

Choose a different word family and create your own word flower using the blank flower template included.



ba

wi

is

th


at


em


ud

pa


en








Sunflower
Directed
Drawing




Step one




Step two




Step three



Step four



Step five






petals

roots

leaf

stem





air

water

air

soil

sun

seeds

flower