

SECONDARY GRADEBOOK FOR PARENTS & STUDENTS

Gradebook allows guardians to view student's information online such as current grades, assignments, attendance and to sign-up for email subscriptions for grade reports.

1. To sign into Gradebook, go to Everett Public Schools' website: www.everettsd.org and click on Grades & More icon.



Or type this in the address bar of your browser: <http://LMS.everettsd.org> to get to the Grades & More home page.

2. Click on the report card icon to access the Gradebook homepage to see current grades and attendance.

Welcome to Learning Management Services

The Learning Management Services (LMS) team is a service group providing operational support, and professional development in student information systems, curriculum applications and instructional technology.

LMS also offers parents and students secure online access to student information. With just a few mouse clicks, you can stay informed about [secondary grades](#), student progress or examine [unofficial transcripts and test scores](#).



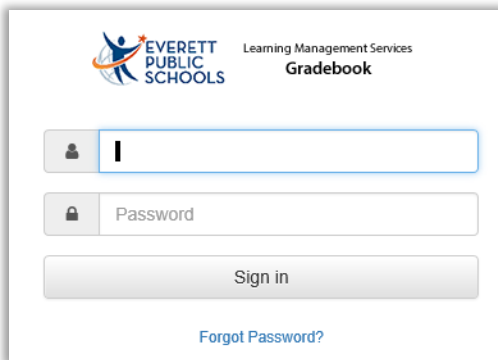
Info

All Levels K-12
[Home Access Center login](#)
[Learn more about Home Access Center](#)

 All Levels K - 12
[Gradebook login](#)
[Learn more about Gradebook](#)

A screenshot of the Learning Management Services (LMS) homepage. The page features a header with the title 'Welcome to Learning Management Services' and a paragraph describing the LMS team's role. Below this is another paragraph mentioning secure online access to student information, with links to 'secondary grades', 'unofficial transcripts and test scores'. A photograph shows a woman and a young girl looking at a laptop. At the bottom, there are two circular icons: one labeled 'Info' and another labeled 'Report Card' (a report card icon). The 'Report Card' icon is highlighted with a red box and a red arrow pointing to it from the right.

3. Log in using your guardian account. Standard username is J.Doe for John Doe. Need a guardian login? Email lms@everettsd.org and provide the student name, school attending, student ID and your relationship to the student. Include in your email all your children who currently attend Everett Public School. This will ensure we will link them all to one guardian account for you.



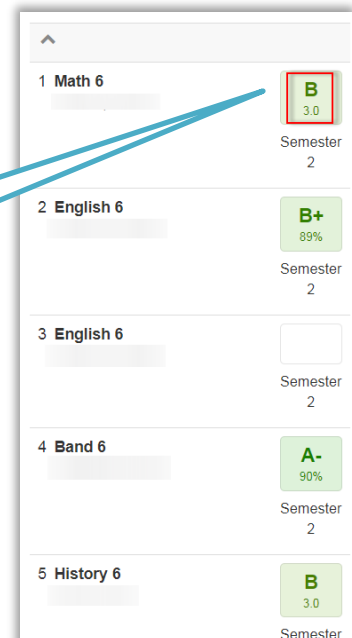
4. Once logged in, you will see the following menu. If using a mobile device, you may need to go to the triple bar menu icon to see the menus.



- Missing & Upcoming Assignments
- Grades
- Attendance
- Schedule
- Notifications

- **Missing and Upcoming Assignments menu** – provides a list of missing and upcoming assignments.
- **Grades menu** - provides student grades and details such as classwork, home assignments, assessments, etc.

Click here to view course grade details.



1 Math 6	B 3.0	Semester 2
2 English 6	B+ 89%	Semester 2
3 English 6		Semester 2
4 Band 6	A- 90%	Semester 2
5 History 6	B 3.0	Semester

Assignment page includes the overall grade, categories, points earned for each classwork. At the top right corner, you will find the student's current grade. If a teacher uses weighted categories, a pie chart representing the category weight will show up in the "Categories" section.

The screenshot shows the assignment page for English 6 2, Semester 2. At the top right, the overall grade is **B+** (89%). Below this are tabs for GB Assignments, Attendance, and Narrative. The Categories section shows two categories: classwork/homework (B, 85%) and assessments/papers (A-, 91%). The GB Assignments section lists three assignments with their dates, titles, scores, and grades.

Callout boxes:

- Click on the envelope icon to email the teacher.
- Overall grade for the grading term.
- Category details for the class.
- Assignment details for the class.

Category	Score	Max	Grade	Percentage
classwork/homework	605 / 709		B	85%
assessments/papers	145.6 / 160		A-	91%
GB Assignments				
Jun 16	Walk Two Moons essay - Ideas assessments/papers	20 / max 20	A	100%
Jun 16	Walk Two Moons essay - Structure assessments/papers	18 / max 20	A-	90%
Jun 16	Walk Two Moons essay - Use of Language assessments/papers	18 / max 20	A-	90%

- **Attendance menu** – provides attendance information. Red and yellow colors indicate an attendance has been entered. Clicking on the colored date in the calendar view will take you to the absence detail.

2018-2019
42 class absences
2 class tardies, 2 unexcused
[Show Attendance Totals](#)

Dec Jan Feb Mar Apr May

Legend: Non-school Day (grey), Present (green), Absent (red), Tardy (yellow)

February
14 class absences
1 class tardy, 1 unexcused

Date	Class	Status	Action
Feb 26	1 English 8	Travel or Vacation	TVE
	parent email		
	2 English 8 Attendance	Travel or Vacation	TVE
	3 Math 8	Travel or Vacation	TVE

- **Schedule menu** – provides a list of classes scheduled for the current semester.

Schedule

- English 8
ENG892 / 1
- English 8 Attendance
ENG892ATT / 1
- Math 8
MTH802 / 5
- History 8
HIS802 / 2
- Spanish 1
WLA132 / 4
- Science 8
SCI808 / 5
- Select Choir
MUS906 / 1

Click on the envelope icon to email the teacher.

- **Notifications menu** – enable guardians the ability to subscribe to an email alert for assignment to go straight to their mailbox. **Remember to update email notifications each semester.**

TIP: Set-up a calendar reminder every new semester to set-up the email alerts.

The screenshot shows a user interface for configuring notifications. It is divided into three main sections: General Notifications, Class Notifications, and a bottom section for individual classes. Callouts provide instructions on how to use these features.

General Notifications:

- Missing Assignments:** Includes an "Email" toggle switch (turned on) and a callout: "Click on this button to turn on the email feature. This email is pre-set to the email registered with the school."
- Assignments:** Includes a callout: "Select the day(s) you want to get the assignment notifications." pointing to a day selector (S, M, T, W, T, F, S) and "None", "Weekdays", "All Week" options. It also includes an "Email" toggle switch (turned on).

Class Notifications:

- Each class row has a grade threshold dropdown menu, an "Email" toggle switch, and a callout: "Select a grade threshold for each class in which you want an alert regarding the class grade. Example: If you want to know when the math grade drops to a C; check Math and then select C from the pull-down menu."
- English 8 (1):** Grade threshold: C / 75, Email toggle: on.
- English 8 Attendance (2):** Grade threshold: C / 75, Email toggle: on.
- Math 8 (3):** Grade threshold: C / 75, Email toggle: on.
- History 8 (4):** Grade threshold: A / 95, Email toggle: off.
- Spanish 1 (5):** Grade threshold: A / 95, Email toggle: off.

Click on "Save" button when done to keep your changes.

HOME ACCESS CENTER “INFO” SITE

Home Access Center (HAC) allows students and parents to see a month view of their attendance, report cards, discipline, IEP plan, and update their own phone or email information.

1. To sign into HAC, go to Everett Public Schools’ website: www.everettsd.org and click on Grades & More icon.
2. Click on the “Info” icon to access HAC to see transcript, test scores, attendance and more.



Welcome to Learning Management Services

The Learning Management Services (LMS) team is a service group providing operational support, and professional development in student information systems, curriculum applications and instructional technology.

LMS also offers parents and students secure online access to student information. With just a few mouse clicks, you can stay informed about [secondary grades](#), student progress or examine [unofficial transcripts and test scores](#).

Info
All Levels K-12
[Home Access Center login](#)
[Learn more about Home Access Center](#)

Middle/High School
[Gradebook login](#)
[Learn more about Gradebook](#)

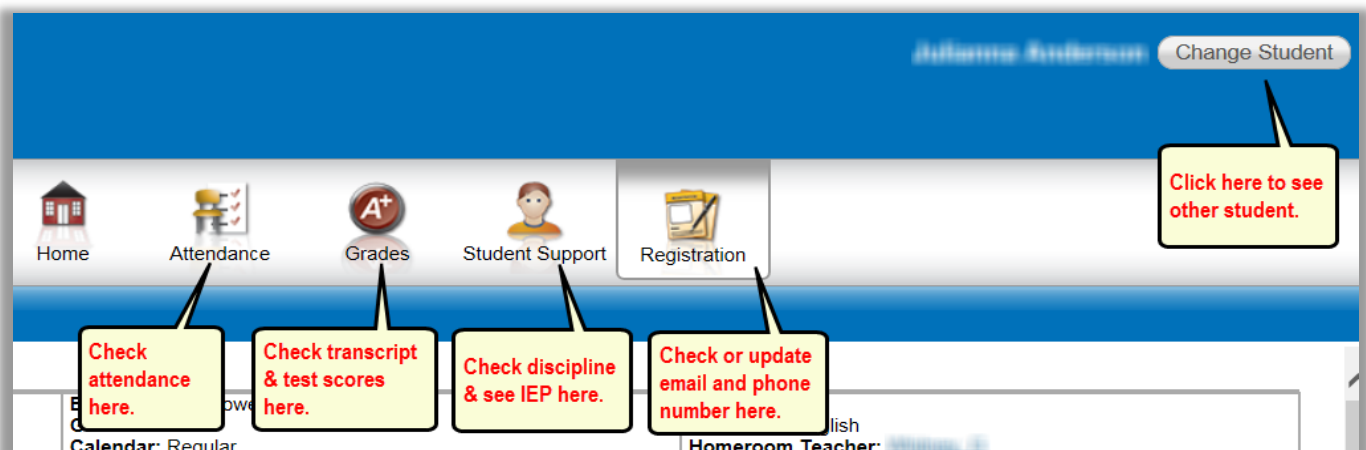
Home tab will show useful school links.

Attendance tab will show the attendance records.

Grades tab will show high school transcripts, test scores and more.

Student Support tab will show discipline and IEP information.

Registration tab will show basic student demographics and contact information. You can update your phone number in this section.



Juliana Anderson [Change Student](#)

Home Attendance Grades Student Support Registration

Check attendance here.

Check transcript & test scores here.

Check discipline & see IEP here.

Check or update email and phone number here.

Click here to see other student.

Calendar: Regular Homeroom Teacher: