







# Documents you will need to file 2023-24 WASFA

<https://wsac.wa.gov/wasfa>

For undocumented students, including those with DACA (even if expired), and others who prefer not to complete a FAFSA (please refer to PowerPoint)

Document	Student	Biological/Adoptive parent
 <b>Social Security number</b>	Only if the student has DACA  <b>Note:</b> If you don't have one, you may still file WASFA (you can also use your ITIN number)	If a parent has SSN  <b>Note:</b> If neither of your parents has one, you may still file WASFA (use 000-00-0000 in place of SSN)
 <b>-Dates of birth -Marriage, divorce, separation date(s)</b>	✓	✓
 <b>2021 Federal tax returns, W2s (or 1099), and all schedules</b>	✓	✓
 <b>Records of untaxed income (benefits)</b> (child support paid/received, TANF, Free & reduced lunch, Medicaid, SSI, SNAP, WIC, VA benefits)	✓	✓
 <b>Cash, savings and checking account balances</b>	✓	✓
 <b>Investments other than the home in which you live</b> (farm, business, stock, bonds, 529)	✓	✓

Note: Since there is no FSA ID, **students** will create an account and give consent. An electronic Signature will be given by typing the name and last name on the application. Students will have to invite a parent to sign the application electronically by adding the parent's email address. Parents will sign electronically as well