



★ GRADUATION HANDBOOK★

This handbook has been created to help guide you through everything that is associated with graduation. I look forward to seeing our 2021 seniors in-person for graduation rehearsal on Friday, June 18th.

Best Wishes!

*Lance Balla
Principal*

COVID-19 ATTESTATION

Any student that is participating in any in-building or school related event must have a COVID-19 Attestation form on file. If you have submitted one for in-person instruction, no action is needed. If you have a remote student then an attestation form must be completed to participate in the following events: senior celebration, graduation practice, and the graduation ceremony. To complete the attestation form click [HERE](#).

GRADUATION PRACTICE

Practice will be on **Friday, June 18th here at Jackson High School from 9:00-1:00** (we may end early). All seniors will be participating in rehearsal at one time. We ask that students arrive to the gym, immediately sit in the assigned seat and keep a mask on at all times. If a senior has other commitments or Running Start exams please notify your counselor. We will have a method communicated on Thursday, June 17th that will include seating assignments. **Students must participate in graduation rehearsal to be a part of the ceremony.** Currently, practice is scheduled to be in the GYM and students should start entering at 9:00 a.m. on Friday, June 18th.

GRADUATION DAY

Saturday, June 19, 2021
Event starts at 3:00 p.m.
Everett Memorial Stadium
3900 Broadway
Everett, WA 98201

TICKETS

Snohomish County is currently in Phase 3 of the state's COVID phasing, which will allow for 5,000 spectators in the stadium with social distancing, masking, and COVID protocols in place. Even if the county gets moved back to Phase 2, we will still be able to have this number of spectators and be at Memorial Stadium according to the state's graduation guidelines.

With our estimated number of graduates, each senior will receive nine (9) tickets for friends and family to attend. Household members will sit together and be socially distanced from other families by the indicators on the bleachers.

If you cannot distribute tickets to family members between then and the graduation ceremony, we will have a "Will Call" table at the south parking ticket gate, where you can have family or friends pick up their tickets if necessary. All audience members must have a ticket to be admitted.

Graduation tickets will be distributed to seniors during practice on Friday, June 18th during graduation rehearsal.

If families need additional tickets, families can send an e-mail to JHSQuestions@everettsd.org Requests will be considered for families to get 1 additional.

PARKING INSTRUCTIONS

Public parking for this year's graduation ceremony will be available 90 minutes prior to the start time at both the south and north ends of Everett Memorial Stadium.

Stadium- South Parking Lot- Attendees will enter the South Lot via Broadway Avenue at 39th Street. It is recommended that Seniors and musical performers utilize this lot as it is nearest the Participant entrance. Audience members will enter the stadium through the south admission gate.

CRC Parking Lot- There is limited parking available at the CRC. Attendees will enter the CRC Lot off 40th Street.

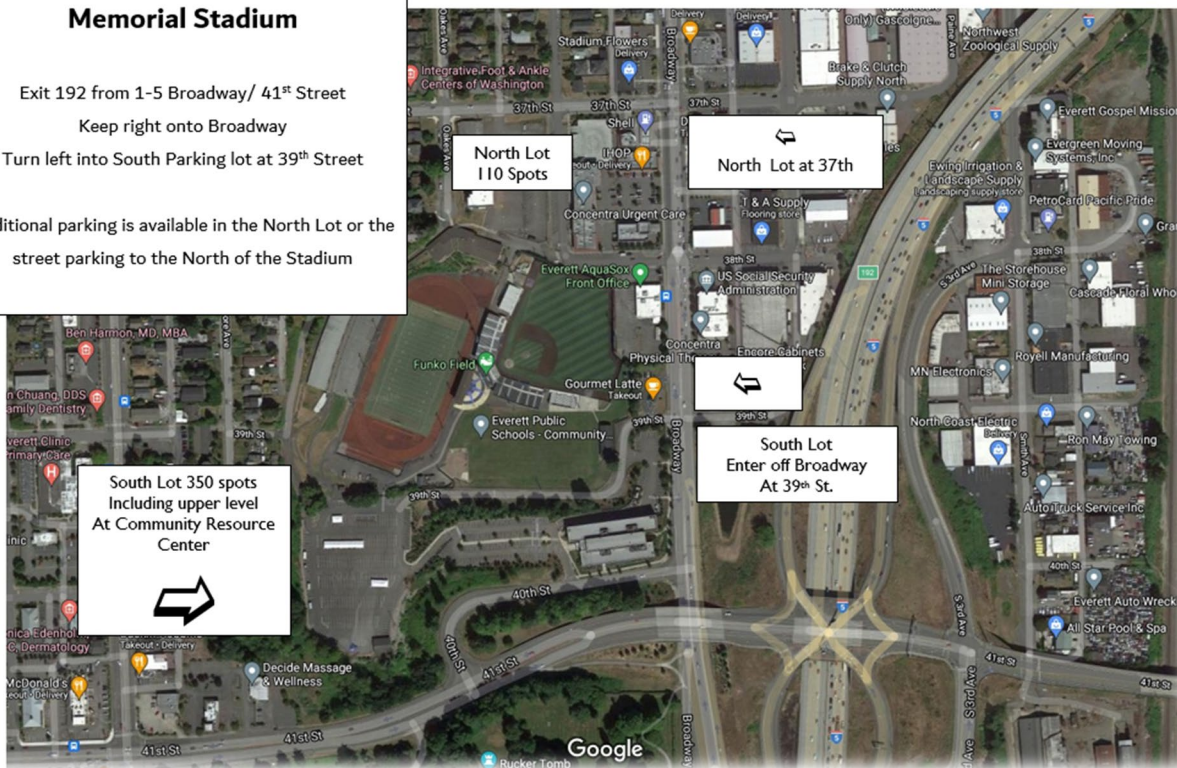
Stadium- North Parking Lot- Attendees will enter the North Parking Lot (behind the Longfellow Building) off 37th Street. Attendees who park here will enter the stadium through the north admission gate.

Additional on street parking- In the event the south and north lots are full, there is additional on street parking for attendees north of the stadium on 37th Street, Lombard Ave, Oakes Ave, Rockefeller Ave, and Wetmore Ave.

Directions to Everett Memorial Stadium

Exit 192 from 1-5 Broadway/ 41st Street
Keep right onto Broadway
Turn left into South Parking lot at 39th Street

Additional parking is available in the North Lot or the
street parking to the North of the Stadium



TIMING

1:30 p.m. Parking Lot Opens

2:00 p.m. Band & Choir participants arrive

2:15 p.m. Seniors arrive ENTER at the south entrance through the large gate

2:20 p.m. DOORS OPEN TO THE PUBLIC at South Gate/North Gate

3:00 p.m. Ceremony Begins

ENTRANCE POINTS



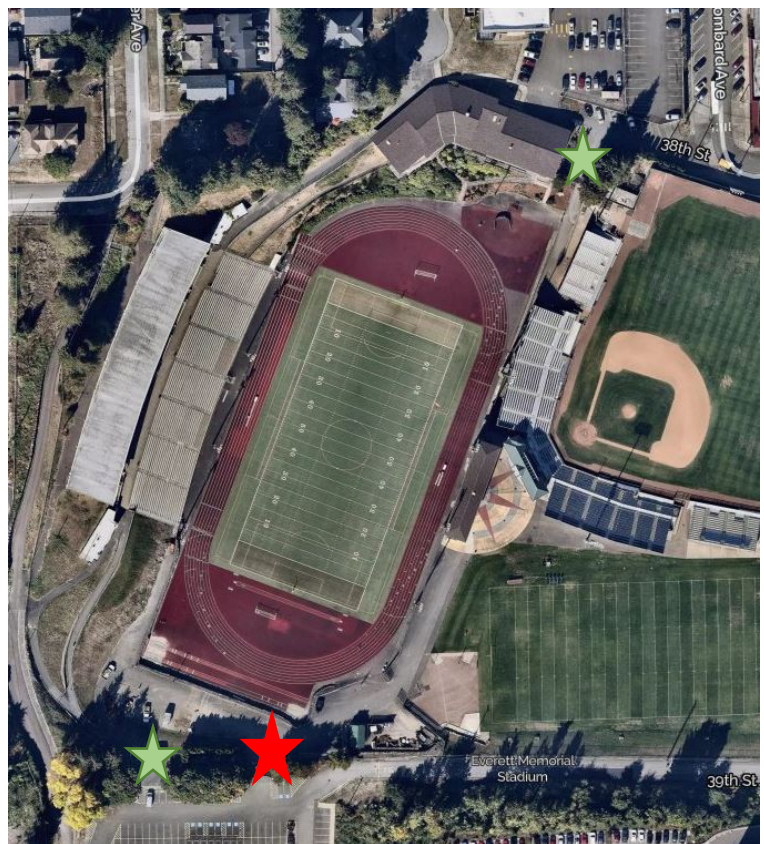
Seniors, Performers, & Musicians:

Enter through the big gate on the South Parking Entrance.



Families, Parents, Guests, & Audience members:

Enter through the small gate on the south parking entrance



SEATING

Seating for the commencement ceremony at the stadium is on a first-come, first served basis. Handicapped seating is available – no reservations are necessary. ASL services will be provided and will be in the seating area on the left side of the field (when facing the stage).

Handicap seating is available along the fence located on the concourse separating the upper and lower levels of the stadium seating. This space has an approximate width of 12ft.

ASL seating is on the 40-yard line on the North half of the field. Signage will be visible, and seating will be labeled “reserved”

DRESS & DECORUM

Students:

Remember this is a formal event recognizing the culmination of all your work, so please dress accordingly. Please also note that the processional and recessional are quite long and on a field that can cause some challenges. Students should wear dark slacks, dark shoes, light shirts, blouses, skirts, dresses, no jeans, or shorts. You are encouraged to wear flats or shoes with low heels because you will be walking long distances on the field.

Caps and gowns will be worn by all participants. The caps should be flat on your head and the tassel on the mortarboard (cap) is worn on the RIGHT side.

In the Everett Public Schools, the purpose of honor cords is to recognize academic achievement that demonstrates scholarship. This is demonstrated by students who excel in course offerings and demonstrate a commitment to challenging coursework. The only items that can be worn over the gown are the following approved honor cords and medallions:

- Valedictorian (medallion)
- National Honor Society
- Seal of Biliteracy (medallion)
- 3.5+ GPA
- HOSA
- AA Degree
- AP Scholar (passing score on 3 or more AP exams)
- AP Capstone Candidate
- AVID Honor Cords
- Departmental Scholar (medallion)
- Key Club
- DECA

Please ask for administrative approval if you would like to wear an item of cultural celebratory significance during the ceremony (such as an authentic flower or wooden lei) if appropriate to your custom.

Please DO NOT decorate your cap! It is important to honor the decorum of the ceremony, and you need to consider these as part of your “uniform.” You may purchase an additional cap for this purpose from National Achiever or you may wait until after the ceremony to permanently decorate your cap. You will not be allowed to wear a cap during the ceremony that has been decorated. Thank you for your understanding!

PICTURES & STREAMING

Gradimages will be taking pictures during the duration of the event. It's our objective to capture 2 images of the graduate. The first being a stage moment image, and a portrait.

Direct Site: www.gradimages.com/registration, families can register contact information, anyone who registers will get a coupon for 20% off any order of \$50 or more.

Families will get an e-mailed link to the proofs typically 1-2 weeks after the ceremony. After placing an order online family can expect to receive orders in the mail within two weeks.

Cameras will be allowed in the stands. However, parents and families will not be permitted on the field, nor will seniors be permitted to step out of line for pictures.

LIVE STREAMING: Everett Civic Auditorium YouTube channel click [HERE](#). A recording will be uploaded on YouTube at a later date

JHS LIVE STREAMING WILL START AT 2:55 P.M. - <https://youtu.be/58VHrzIef00>

BEHAVIOR EXPECTATIONS

Graduation is both a ceremony and a celebration. It's important to remember that there is a proper time and place for both! The ceremony itself is to be taken seriously and with an attitude of respect for your accomplishment and of those who have helped you along your journey. The celebration takes place *after* the ceremony and is the time to have fun with family and friends.

Students:

Please silence your cell phones. Do not bring anything with you that would be a distraction from the ceremony. This includes – but is not limited to – beach balls or other inflatable objects, silly string, bouncy balls, or noisemakers. Also, **do not** bring purses or valuables that will not fit in your pockets as there is no secure storage area during the ceremony for such items.

Audience Members:

We want this to be a very special time for *your* graduate and for *all* the graduates! Please be respectful during all phases of the ceremony – a lot of work has gone into preparing the best experience possible. No oversize bags, nothing over 16" X 16", air horns and artificial noisemakers can be a distraction and are not allowed at the Everett Memorial Stadium. We hope you will give a special cheer for your graduate – we ask that you **please keep it under 3 seconds** so that the next graduate can hear their own name being read as well. This, of course, is an important part of the experience!

AFTER THE CEREMONY

Family members and other guests are not to be on the field before or after graduation. After the ceremony, graduates will make their way towards the parking lots where they can meet family and guests.

Grad night is a tradition for graduating Seniors. The event is designed to be the final celebration as a collective group in a safe, sober, supervised, surprise location. The event costs \$150 per student and will include activities, entertainment, food, and raffle prizes.

Communication regarding the local location will be through parent/guardian email on June 19th [at 10pm](#)

- Check in will be between [10:30](#)-11 pm at the local location
- Transportation to and from the local location will be up to each graduate/parent
- Graduates are asked to wear comfortable clothing and stay away from dresses/skirts as activities will not be conducive to that clothing

DIPLOMAS & TRANSCRIPTS

Diplomas will be available for pick-up on July 7th and 14th at the main office of JHS. The office will re-open from summer break on Monday August 16th for diploma pick-up during the office hours of 8:30 a.m. – 2:00 p.m.

ALL seniors must request **final transcripts** for colleges via Naviance no later than June 25th.

Any transcript requests after June 25th should be emailed to jhstranscripts@everettsd.org and will ONLY be processed on the following days: July 14th, 21th, 28st, August 4th and 11th.

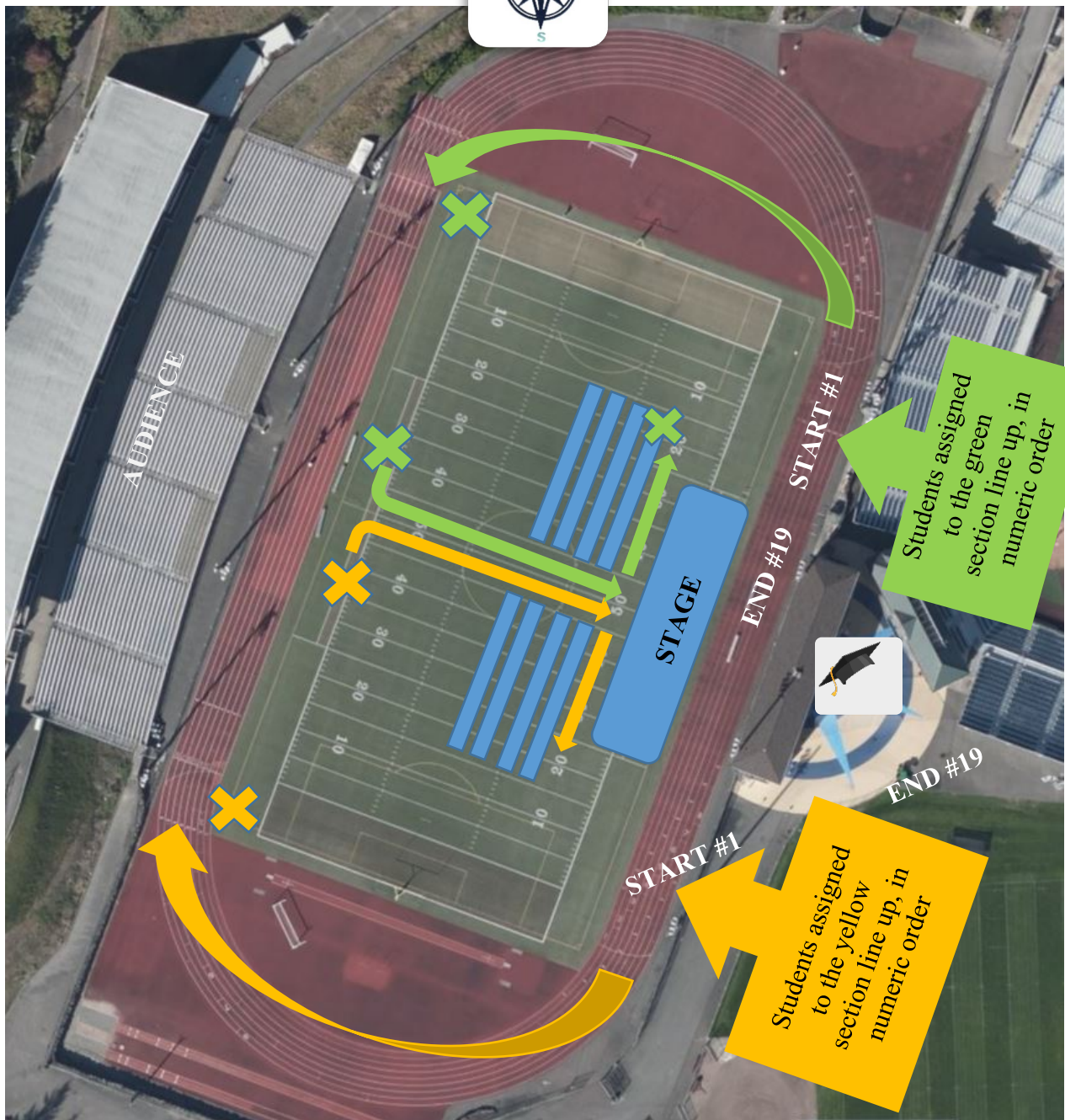
PLEASE NOTE: All financial obligations must be cleared to receive a diploma or an official transcript. If you have questions about the college transcript process, please email naviance@everettsd.org and make sure to indicate that you attend Jackson High School.

REMAINING QUESTIONS?


If you have any remaining graduation-related questions, please feel free to contact us via e-mail at JHSQuestions@everettsd.org please include the student's full name and student ID number.

CONGRATS once again, and thanks for being such a terrific class!!!

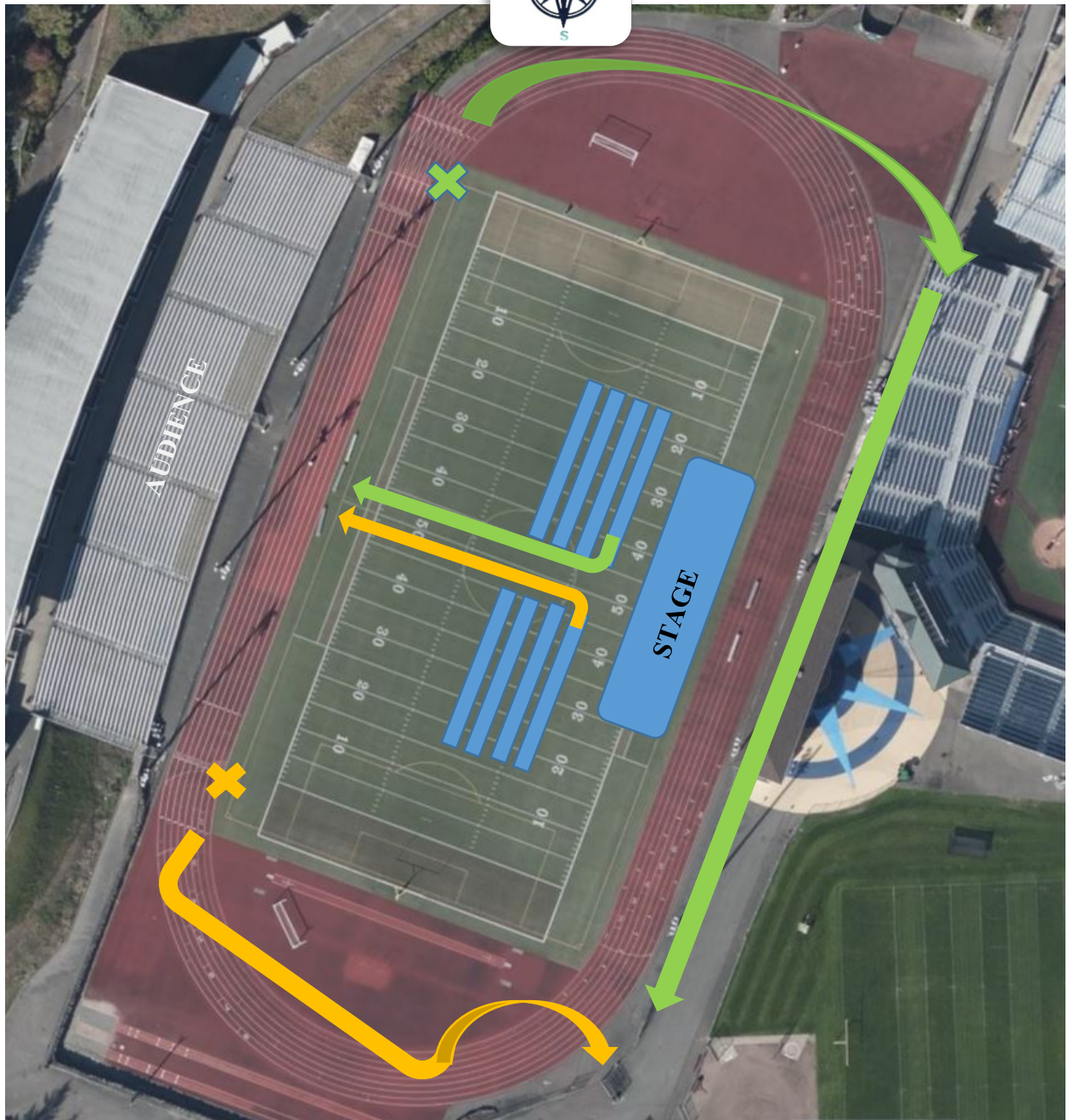
PROCESSIONAL



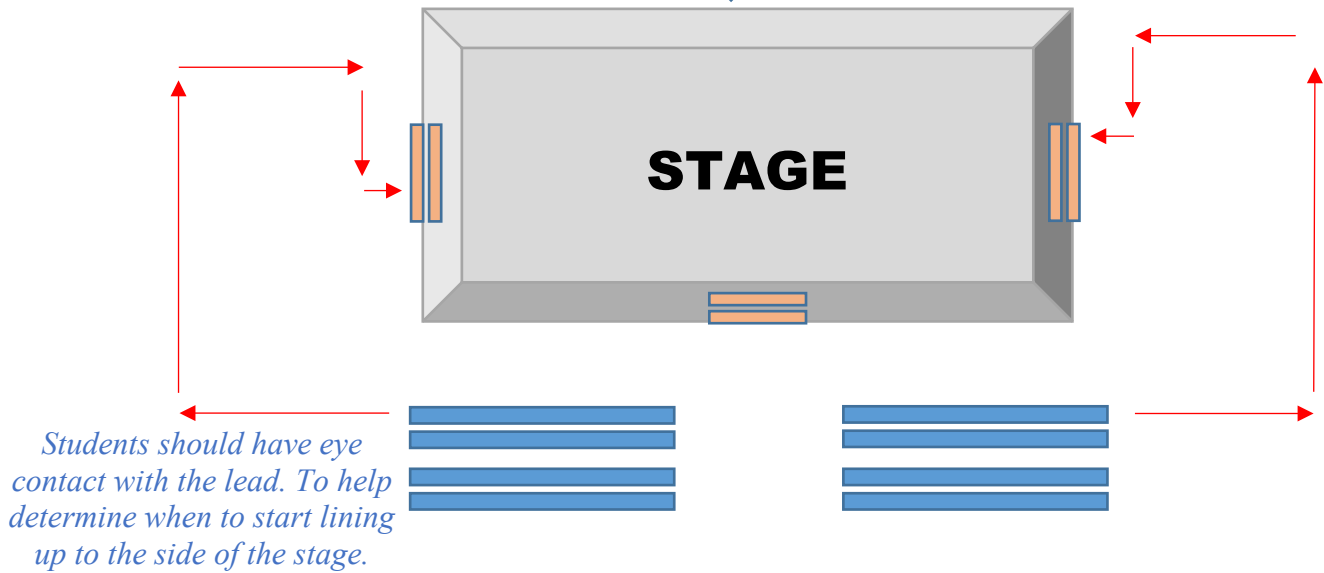
KEY

	Cap & Gown ?'s
---	----------------

RECESSIONAL

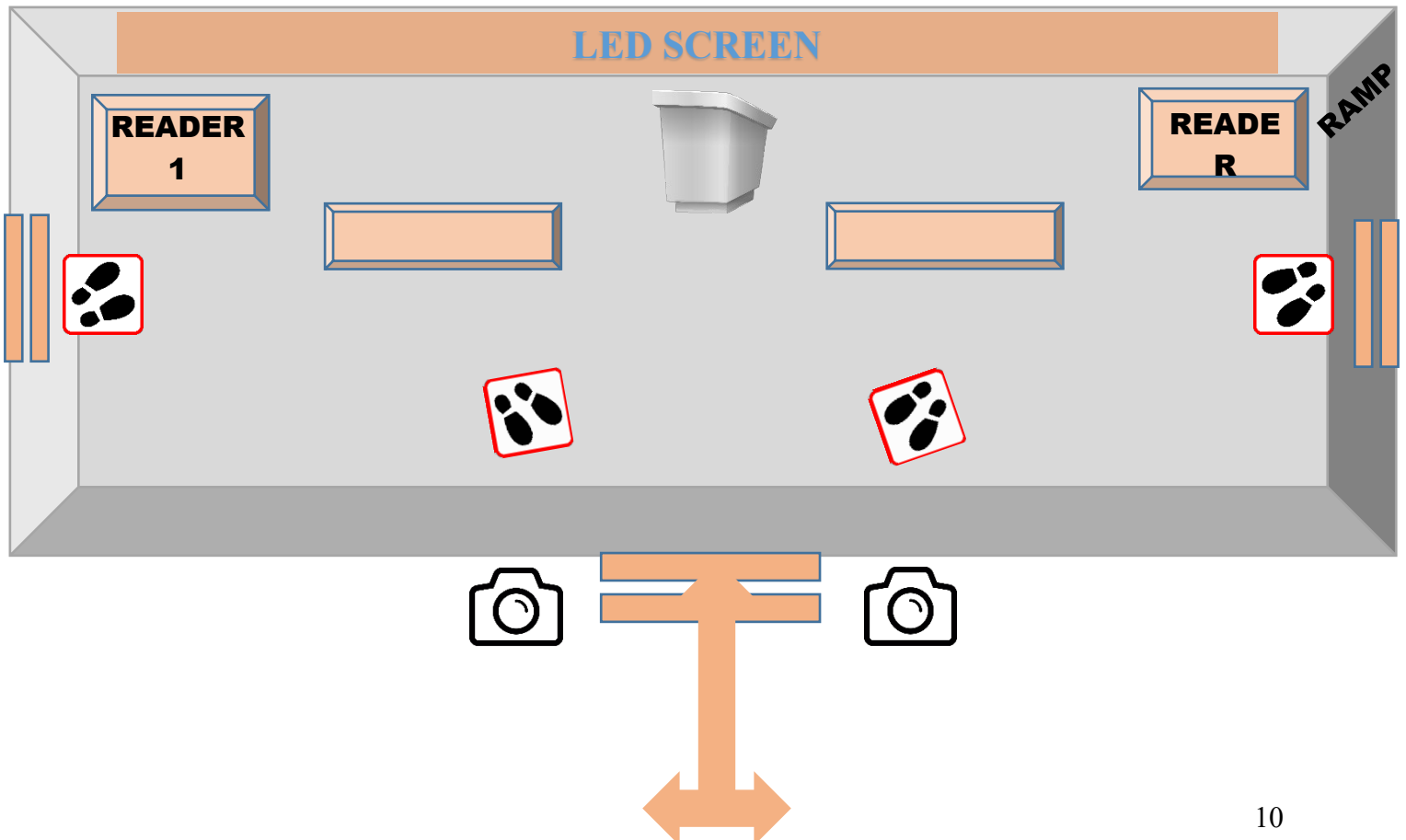


STEP 1

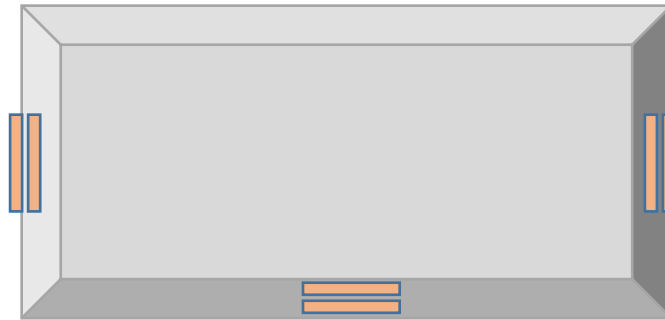


STEP 2

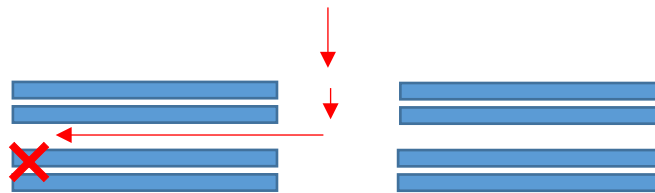
Students stand in numeric order; a counselor will be at the end of the staircase directing the flow of traffic. Once the reader (admin) is ready, the student will hand the reader the name card. When the name is read the student then crosses the stage, picks-up a diploma cover from the table, then a photo will be taken before the graduate walks down the center staircase.



STEP 3



*Remain standing until
the whole row has
crossed the stage, then
sit together as a group.*



SEATING ASSIGNMENTS

BACK

This is the numeric seat chart; each student will place a card placed on their seat during practice that identifies what seat number the student is assigned.

READER CARD

This information is necessary so that your name can be read quickly and correctly.

PLEASE PRINT CAREFULLY AND LEGIBLY

1.) YOUR NAME

STUDENT NAME

First Last

2.) PHONETIC SPELLING

Your name the way it sounds Ex. Nan-C Ro-barts

(See Reverse Side)

10-258

FRONT

L

R

STAGE

This is the numeric seating chart; each student will have a card placed on their chair during practice that will identify what seat number the student is assigned to.

YELLOW SECTION ROWS 1 – 21

GREEN SECTION ROWS 1 – 21

Students will be in the same seating assignment on graduation day

Students reader cards will be collected after each name has been read during practice

Students will have an opportunity to connect with an administrator during practice for name pronunciation