









Toothy Smiles

You will need:

 <p>Two Apple slices</p>	 <p>Peanut Butter</p>	 <p>Mini Marshmallows (8-10)</p>
 <p>Plate</p>	 <p>Knife</p>	 <p>Apple slicer (group step, wash and slice)</p>

Instructions

Get materials:	Get plate and knife	Add two apple slices to plate	Add peanut butter & 8-10 mini marshmallows to plate
Step 1:	Spread peanut butter on one side of each apple slice		
Step 2:	Place marshmallows on one apple slice		
Step 3:	Stack apple slices together, with marshmallows in the center		
Step 4:	Enjoy!		