


UNIT 6 Up In the Air!

SKILLS

- Words with oa, ow, -old
- Compound Words

Read More



NGReach.com Phonics Games • Word Builder • Sing-with-Me Phonics Songs MP3s



# What's Blowing In?

# ***What's Blowing In?***

## CONTENTS

**What Is a Storm?** page 4

**The Wind and the Sun** page 16





## Words with oa, ow, -old

Look at each picture. Read the words.



Example:



snow



blow



boat



goat



cold



old coat

## Key Words

Answer the questions about the pictures.

High Frequency  
Words

air

boy

different

hurry

soon

turn



### Two Boys

1. How is each **boy** dressed in a **different** way?
2. Which boy is dressed for cold **air**?
3. Which boy might **hurry** to the beach **soon**?
4. Which boy might see rain **turn** into snow?

What does each boy have?



Phonics Games

NGReach.com



# *What Is a Storm?*


*by Deborah O'Brien*

What is a storm? A storm is a strong wind. There are different kinds of storms. A storm can bring rain or snow.



What will this storm bring?





lightning

This storm will bring soaking rain. Look out! There may be lightning in the sky. Just wait! Soon there will be a big bang.

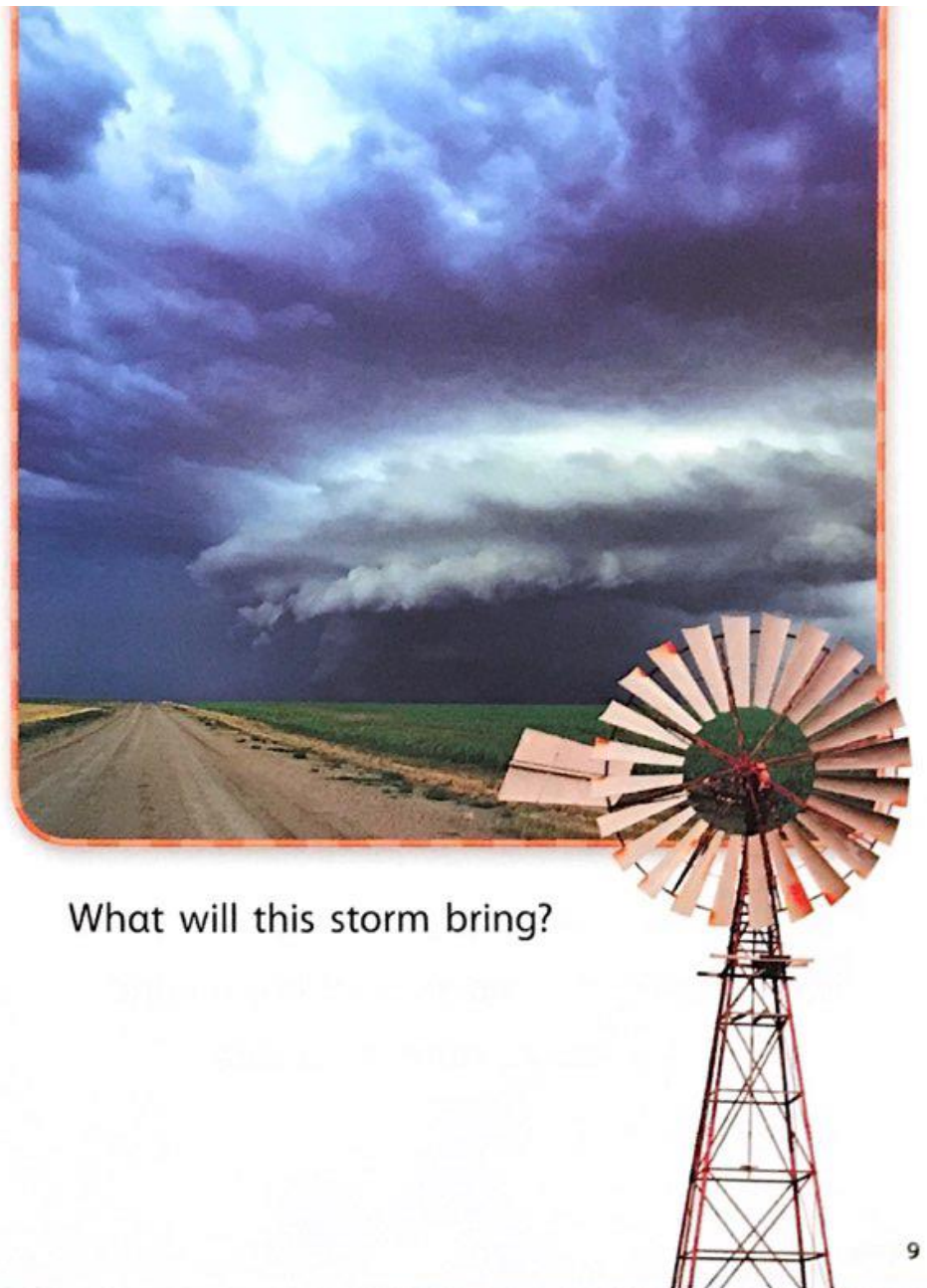


What will this storm bring?





This storm may start as rain. If it gets quite cold, rain may turn to snow. Snow will pile up on roads. Trucks will tow loads of snow.



What will this storm bring?






This storm will bring fast, spinning air. There will be a cloud shaped like a cone. It is a funnel cloud. Hurry to a safe place and hold on!



What will this storm bring?





## Practice Phonics

### Words with oa, ow, -old

Read these words.

soak	hold	blow	stick
wind	rain	road	snow

Find the words with the long **o** sound. Use letters to build them.

s o a k

### Talk Together

Choose words from the box to tell your partner about the weather.

The wind can blow here.



1.



2.



3.



This storm has very strong winds and lots of rain. The winds blow over a wide space. In the eye of the storm, the winds go slow. At the edge, the winds speed up. What will the next storm bring? ❖





## Compound Words

Look at each picture. Read the words.

Example:



raincoat



snowflake




goldfish



backpack



bathtub



teapot

## Key Words

Look at the pictures.

Read the sentences.

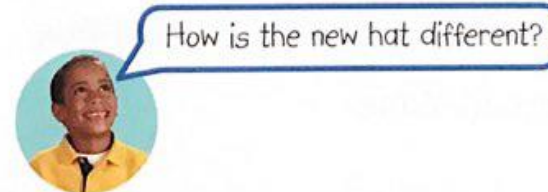
High Frequency  
Words

air
boy
different
hurry
soon
turn



### A Different Hat


1. The **boy** needs a hat in the cold **air**.
2. The still air will **turn** into a strong wind.
3. **Soon** the wind blows the boy's hat off!
4. The boy will **hurry** to get a **different** hat.



Phonics Games

NGReach.com






One day Wind said, "I am strong."  
"No, I am strong," said Sun.  
"How can we find out who is the  
strong one?" asked Wind.

Sun said, "See that boy on the road? If  
you can take off his raincoat, you are the  
strong one. You may go first, Wind."






Sun hid in back of a cloud. Wind started to blow and blow.

The more Wind huffed and puffed, the more the boy hugged his raincoat close.

The boy started to hurry on the road. Wind went on blowing. The boy did not take off his raincoat.






Wind stopped blowing. The air became still.

Wind said, "I give up. I cannot do it. Maybe you can do it, Sun."

Sun had a different plan. He started to turn his hot rays on the boy. Strong sunshine fell on the boy.






The boy did not hurry on the road. He put on his sunglasses.

"Well, that is not in my plan," said Sun. He sent more and more hot rays.

Soon the boy became very hot. He reached the hilltop and stopped by the roadside. He tossed off his raincoat.





Wind said, "Sun, you are the strong one. I am not that strong. You win!" ❖

## Practice Phonics

### Compound Words

Read these words.

snowman	wind	raindrops	sunglasses
raincoat	sunshine	snowflakes	hilltop

Find the compound words. Use letters to build them.

r a i n c o a t

### Talk Together

Choose words from the box to tell your partner what you can see in the pictures.

I can see the raindrops.



1.



2.



3.





# Find the Sunshine

Look at the picture with a partner. Take turns reading the sentences. Use your finger to trace the path to the sunshine.

1. First pass the raindrops.
2. Soon you come to the boy in a raincoat.
3. Then you see the snowflakes in the air.
4. Pass the snowman.
5. Hurry to the goat on the hilltop.

**Start**

raindrops

tree

raincoat

snowflakes

goat

snowman

strong wind

flash

sunshine



#### Acknowledgments

Grateful acknowledgment is given to the authors, artists, photographers, museums, publishers, and agents for permission to reprint copyrighted material. Every effort has been made to secure the appropriate permission. If any omissions have been made or if corrections are required, please contact the Publisher.

#### Photographic Credits

**CVR** (Cover) Jagoush/Shutterstock. **2** (bl) Image Source; (br) Alf Ertisland/iStockphoto. (cl) VAGABOND/Shutterstock. (cr) PhotoDisc/Getty Images. (tl) Andreas Herpens/iStockphoto. (tr) Monika Gniot/Shutterstock. **3** (b) Liz Garza Williams/Hampton-Brown/National Geographic School Publishing. **4** Digital Vision/Getty Images. **5** (b) Ivonne Wierink van Witten/iStockphoto. (t) Jeremy Woodhouse/Jupiterimages. **6** Digital Vision/Getty Images. **7** (b) grafica/Shutterstock. (t) Jason Gayman/iStockphoto. **8** Grant V. Faint/Jupiterimages. (inset) Reuters/Corbis. **9** (b) Linda & Colin McKie/iStockphoto. (t) Digital Vision/Getty Images. **10** Gene & Karen Rhoden/Peter Arnold, Inc. **11** (b) Scott Leigh/iStockphoto. (t) Doug Allan/Getty Images. **12** Warren Faidley/Corbis. (inset) Stocktrek/PhotoDisc/Getty Images. **13** (bc) ideeone/iStockphoto. (bl) Corbis/Photolibrary. (br) dra\_schwartz/iStockphoto. (t) Liz Garza Williams/Hampton-Brown/National Geographic School Publishing. **14** (bl) LOOK Photography/Jupiterimages. (br) Artville. (cl) G.K. & Vikki Hart/Photodisc/Getty Images. (cr) Siele Plets/Photodisc/Getty Images. (tl) Nicole S. Young/iStockphoto. (tr) Holly Kuchera/iStockphoto. **15** (b) Liz Garza Williams/Hampton-Brown/National Geographic School Publishing. **25** (bc) Comstock/Jupiterimages. (bl) kristian sekulic/Shutterstock. (br) Comstock Images/Jupiterimages. (t) Liz Garza Williams/Hampton-Brown/National Geographic School Publishing.

#### Illustrator Credits

**3, 15** Scott Angle. **16-24** Josée Massee. **26-27** Scott Angle

#### The National Geographic Society

John M. Fahey, Jr., President & Chief Executive Officer  
Gilbert M. Grosvenor, Chairman of the Board

Copyright © 2011 The Hampton-Brown Company, Inc., a wholly owned subsidiary of the National Geographic Society, publishing under the imprints National Geographic School Publishing and Hampton-Brown.

All rights reserved. No part of this book may be reproduced or transmitted in any form or by any means, electronic or mechanical, including photocopying, recording, or by an information storage and retrieval system, without permission in writing from the Publisher.

National Geographic and the Yellow Border are registered trademarks of the National Geographic Society.

National Geographic School Publishing  
Hampton-Brown  
www.NGSP.com

Printed in the USA  
RR Donnelley, Menasha, WI

ISBN: 978-0-7362-8042-6

16 17 18 19  
10 9 8 7 6 5

#### New High Frequency Words

air  
boy  
different  
hurry  
soon  
turn

#### Target Sound/Spellings

##### Words with oa, ow, -old

##### Selection: What Is a Storm?

blow  
cold  
hold  
loads  
roads  
slow  
snow  
soaking  
tow

##### Compound Words

##### Selection: The Wind and the Sun

cannot  
hilltop  
maybe  
raincoat  
roadside  
sunglasses  
sunshine