

# Week 7 Overview

## May 4th – May 8th

Families: Below is a guide for the week. The state of Washington is expecting Kindergarteners to spend roughly 45 minutes a day on schoolwork. Pick and chose from the menu below to fit the needs of your child and the needs of your family. It can also be done in any order. Thank you-Sonja Vaughan


	Reading	Reading	Writing	Math	Bonus/Extra
Monday	<input type="checkbox"/> Please complete "give" practice page. <input type="checkbox"/> Please complete "Surf's Up" end sound paper	<input type="checkbox"/> Day 1 click this <u>link</u> : for info to slide show for the week.	<input type="checkbox"/> Writing with Mrs. Thomas. You will need your Green Writing Book.	<input type="checkbox"/> Calendar Folder: Record day 4 & graph weather. <input type="checkbox"/> Ladybug Paper	<ul style="list-style-type: none"> <li>• iReady math lesson</li> <li>• iReady reading lesson</li> <li>• Teach Your Monster to Read</li> </ul>
Tuesday	<input type="checkbox"/> Read the book <u>Long A Book Book</u> <input type="checkbox"/> Long A Sort	<input type="checkbox"/> Day 2 click this <u>link</u> : follow along.	<input type="checkbox"/> Writing with Mrs. Thomas. You will need your Green Writing Book.	<input type="checkbox"/> Calendar Folder: Record day 5 & graph weather. <input type="checkbox"/> Click for Lesson: pages 10.3	STEAM: lesson coming:
Wednesday	<input type="checkbox"/> Read the book <u>Gabe Can Play Spring Paper</u>	<input type="checkbox"/> Watch this video of the book	<input type="checkbox"/> Do a page from you handwriting book.	<input type="checkbox"/> Calendar Folder: Record day 6 & graph weather <input type="checkbox"/> Spring Graph	
Thursday	<input type="checkbox"/> Please complete the "that" practice page	<input type="checkbox"/> Scholastic News: Spring Flowers <a href="https://letsfindout.scholastic.com/home-page-logged-out.html">https://letsfindout.scholastic.com/home-page-logged-out.html</a>	<input type="checkbox"/> Spring Flowers Paper pages	<input type="checkbox"/> Calendar Folder: Record day 7 & graph weather. <input type="checkbox"/> Click for Lesson: Math Pages 10.4	
Friday	<input type="checkbox"/> Get your whiteboard ready or the x 4 Square Paper	<input type="checkbox"/> Epic Books: <a href="http://www.getepic.com/students">www.getepic.com/students</a> Our Class Code: htV3228		<input type="checkbox"/> Calendar Folder: Record day 8 & graph weather	

Color it!

Name: \_\_\_\_\_



Trace and write it!




give

Rainbow write it with 6 colors!

give


Paste it!



Circle it!

give give can black give give  
can big give away give every  
you can away from am  
give an away came


Cut it!




Name \_\_\_\_\_

# Decomposing Numbers


Draw spots on the each side of the ladybugs to show ways to make each number.




$4 = \square + \square$




$6 = \square + \square$




$8 = \square + \square$



$5 = \square + \square$



$10 = \square + \square$



$7 = \square + \square$

Name \_\_\_\_\_

Date \_\_\_\_\_

Cut out the pictures. Sort and glue the pictures to the boxes. Write the words on the line.

a

a\_e




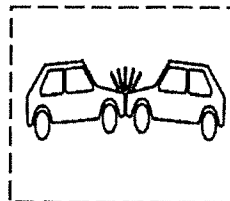



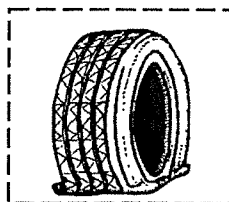


cat



cake







Name \_\_\_\_\_

# Making 17, 18, and 19





$$\begin{array}{r} \text{_____} \\ \text{-----} \\ \text{_____} \end{array} + \begin{array}{r} \text{_____} \\ \text{-----} \\ \text{_____} \end{array} = \begin{array}{r} \text{_____} \\ \text{-----} \\ \text{_____} \end{array}$$

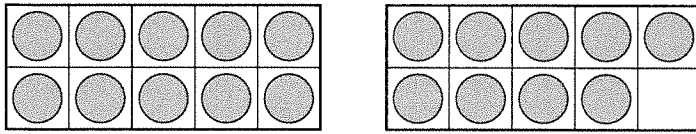




$$\begin{array}{r} \text{_____} \\ \text{-----} \\ \text{_____} \end{array} + \begin{array}{r} \text{_____} \\ \text{-----} \\ \text{_____} \end{array} = \begin{array}{r} \text{_____} \\ \text{-----} \\ \text{_____} \end{array}$$

**Directions** Have children: ★ write the number sentence and fill in the drawing to show how to make 19; 🍏 write the number sentence and fill in the drawing to show how to make 17.

# Parts of 17, 18, and 19



\_\_\_\_\_

----- = ----- + -----

\_\_\_\_\_

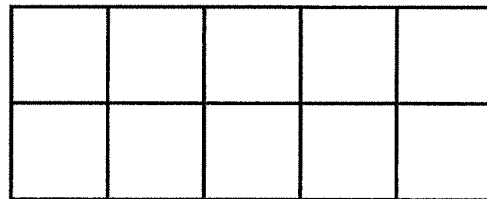
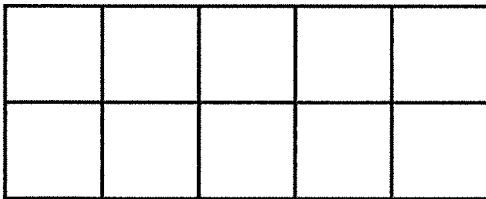


\_\_\_\_\_

----- = ----- + -----

\_\_\_\_\_

**3**  $17 = 10 + 7$



**Directions** Have children: count the counters in the ten-frames and write a number sentence to match the ten-frames; count the cubes in the cube train and write a number sentence to match the cube train; color the ten-frames to match the number sentence.


Sound-Spelling: Long *a*

ape      cape      Gabe  
game    gate      lake  
wave


High Frequency Words

give      that

# Gabe Can Play




© National Geographic Learning, a part of Cengage Learning, Inc.



Gabe can get to that lake there.




Gabe can find an ape cape.




Gabe, an ape, can play  
a game.

2




Gabe can run in the gate!  
Give Gabe an ape wave!

7



Gabe can run.

4





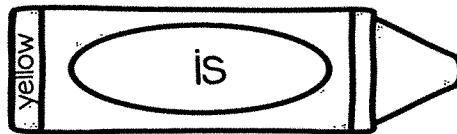
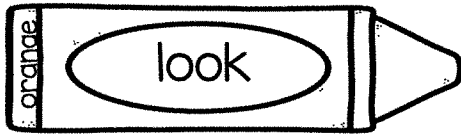
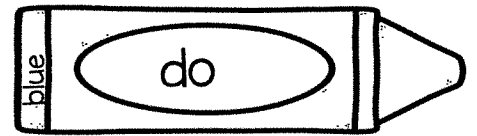
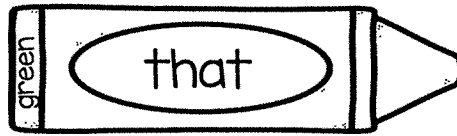
Run, Gabe, run!

5




# COLOR *by* SIGHT WORD

Name \_\_\_\_\_




Name \_\_\_\_\_

# COUNT *and* GRAPH



Count the spring pictures. Graph them below.










--



--



--



--



--

that

Name: \_\_\_\_\_



Trace the word **that**:

that that that



Write the word **that** in the following boxes.

t h a t

Circle the words that say **that**.



that                      taht

that      thhat      that


htat      that

taht                      tha

that                      that



Cut and paste the letter tiles in the correct order.



h      t      t      a

My name \_\_\_\_\_



## Show What You Know: If You See a Spring Flower...

Use your *Let's Find Out* to answer the questions.

A grown-up can help you.

1. What **blooms** in spring?



flowers



snowflakes


2. What is a baby bird called?

chick

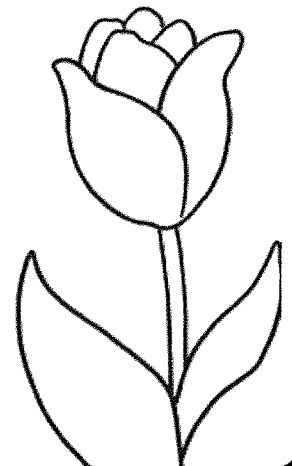



cub

3. What does a bird feed its baby?

Draw it in the bird's beak and label it.



4. Color these spring flowers.












My name \_\_\_\_\_

# Word-Family Bird Nests

Help the birds feed the chicks!

Draw a line from each bird to the nest with the correct word family.



Name \_\_\_\_\_

# Problem Solving: Look for a Pattern



1				5			8	9	
11	12	13			16				20





\_\_\_\_\_ + \_\_\_\_\_ = \_\_\_\_\_

----- + ----- = -----

\_\_\_\_\_ + \_\_\_\_\_ = \_\_\_\_\_

**Directions** Have children: ★ complete the first two rows of the hundred chart; ② fill in the ten frames to show the number in the heavily outlined box, and then write a number sentence to match the ten frames.

Name \_\_\_\_\_

# 10 More, 10 Less



1									
									20

## 2 10 More Than...

	_____		_____
	-----		-----
6	_____	1	_____
	_____		_____
	-----		-----
3	_____	5	_____

## 3 10 Less Than...

	_____		_____
	-----		-----
14	_____	19	_____
	_____		_____
	-----		-----
17	_____	12	_____

**Directions** Have children: ★ complete the first two rows of the hundreds chart at the top of the page; 2 use the patterns on the chart to identify the number that is 10 more than each number given; 3 use the patterns on the chart to identify the number that is 10 less than each number given.

Name: \_\_\_\_\_

4

Write 4 words that have the long Aa.

Squadre

Draw a picture to match the word.

Long Aa

\_\_\_\_\_

\_\_\_\_\_

\_\_\_\_\_

\_\_\_\_\_