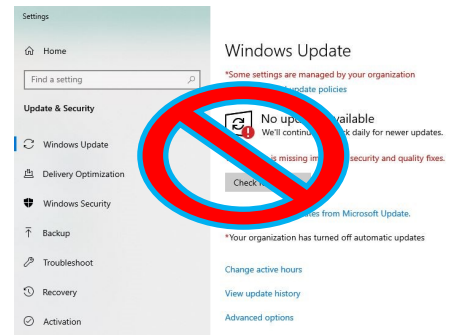




# Software Updates on PC

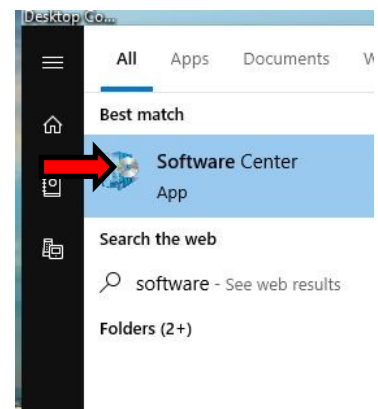
## Software Center

District updates are provided thru **Software Center** and **not** thru Microsoft Windows Update. These are disabled thru the district as shown on the right...

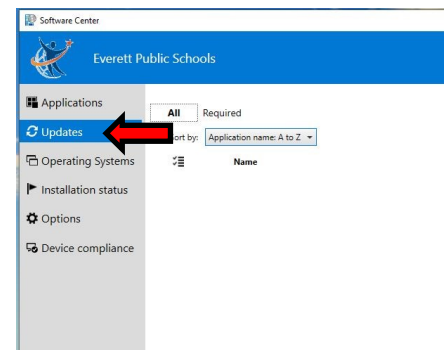


Search for Software Center in the **Start Menu** on the bottom-left corner of the screen (Windows flag)

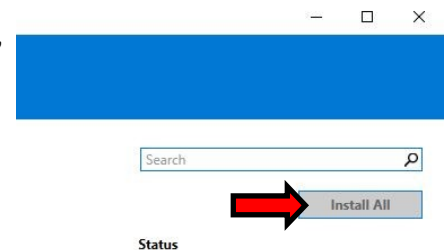
**Software Center** will now appear in the search results under Best match. Click to open



Once open, click on **Updates** on the left-side. If there are any available updates they will appear on the right-side. On the left-side you will also see **Applications** and **Installation status**. Any software sent to your device can be seen here to either install or check if they are already installed on your device



After confirming if updates are available on your device, you can click **Install** on each or simply click on the **Install All** option on the top right-side



Once complete, you will be asked to restart your computer. Please restart as soon as you can

*For additional assistance, please call the HelpDesk at 425-385-4357 (x4357)*