

Welcome to Kindergarten!

Everett Public Schools 2020



Agenda

- Welcome
- Introductions
- WaKIDS & Family Connection Meetings
- Information about remote learning & supporting learning at home
- Learning focus in kindergarten
- Q&A

Welcome to Jefferson Elementary

Thank you for joining us today!

Presenters:



Principal
Elizabeth Kelley



Assistant Principal
Jalene Finley

Kindergarten Teachers



Leeanne Bennett



Lisa Hanson



Mary Elizabeth Branch



Lindsey Wright

First day of school

Kindergarten students' first day of school will be September 14, 2020.



Families first

- September 9th, 10th and 11th – Family Connection Meetings will be conducted via Zoom
- Appointments will be scheduled by your student's teacher



Family Connection: Purpose

- To welcome families
- To begin building strong relationships
- To learn from families about children



Remote learning

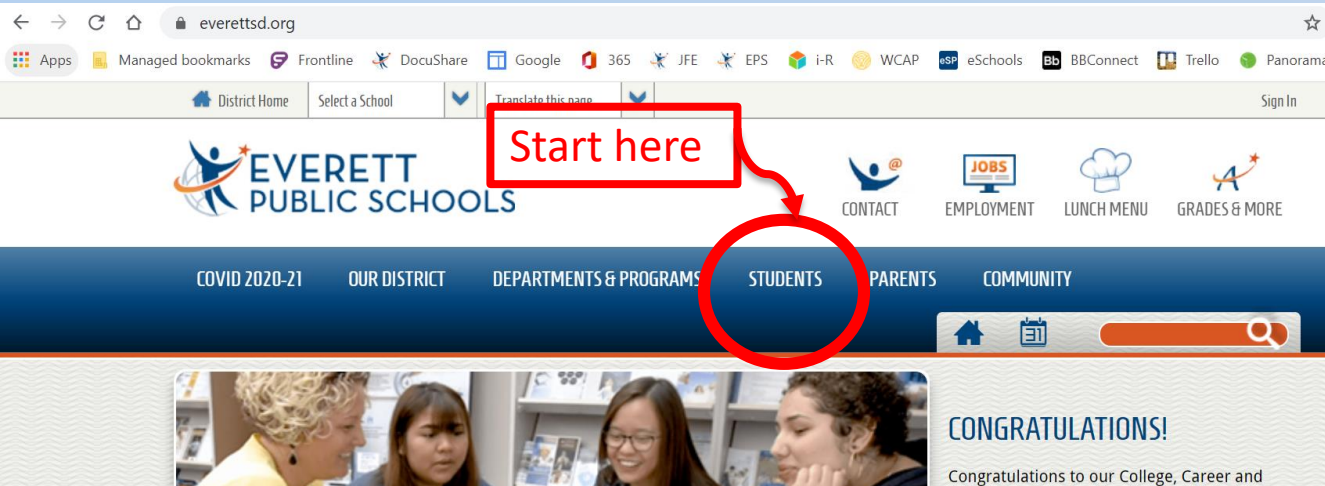


- Details in district communication to families from Wednesday afternoon
- We follow late start elementary schedule


Staying engaged & connected

- Canvas is the virtual classroom platform for all grades K-12 within Everett Public Schools
- Canvas provides a common hub for accessing information regarding:
 - Classroom home page
 - Classroom communications
 - Announcements
 - Calendar
 - Contact information
 - Course content information
 - Parent support information
- Includes a built-in messaging feature





Accessing Canvas & Student Tech Tools



Technology access & support



- Chromebook/hotspot distribution will happen closer to the start of school
- Tech support is handled through the district website

Supporting learning at home

- Create a designated workspace for learning
- Post a schedule showing work times, break times, meal times, and play times
- Discuss online behavior expectations
- Whenever appropriate, build in outdoor activities to create balance



21st century skills

- Citizenship
- Collaboration
- Communication
- Creativity
- Critical thinking
- Growth mindset



Social skills

- Following routines
- Sharing
- Helping others
- Recognizing feelings
- Understanding emotions
- Managing self
- Problem solving
- Interacting with children and adults
- Taking on challenging tasks



Plan-Do-Reflect

Learning through intentional choice, action and reflection

Students

- Plan a self-selected project based on interests
- Construct meaning
- Interact with peers
- Process new information
- Evaluate own learning
- Managing self
- Inspire others to try new ideas
- Become an expert

Teachers

- Provide a rich learning environment
- Observe and support students
- Ensure students do the hard work
- Coach for risk taking
- Listen, interact and question to extend students' thinking
- Validate students as experts



Math

- Shapes
- Numbers
- Counting
- Sorting
- Addition
- Subtraction
- Measuring
- Problem solving



Literacy: Oral language

- Listening and understanding
- Expressing thoughts, feelings and ideas
- Learning and using new words
- Retelling familiar stories
- Taking turns in classroom conversations



Literacy: Learning how stories work


Telling about a memory

- What happened?
- Who was there?
- Where did it happen?
- How did you feel?
- What did you say?



Literacy: Beginning to write

- Telling and drawing one's own stories
- Sounding out and writing letters and words
- Using writing in a variety of ways
 - Labeling
 - Expressing opinions
 - Creating lists
 - Journaling



Literacy: Beginning to read

- Shared reading
- Guided reading
- Independent reading
- Letters, sounds, rhyming, and beginning sight words



Science

Learn about

- Life science
- Physical science

Apply

- Next Generation Science Standards practices and crosscutting concepts

Participate in STEM engineering challenges

- Ask questions
- Observe
- Gather information
- Design
- Test
- Compare possible solutions



Specialists



School meals

- Meal service will be provided at designated drive-through locations
- Student ID number is helpful when going through the meal line
- Free or Reduced Price Meals applications are distributed at the beginning of the year and available on the district website



Breakfast	Lunch
Full pay: \$1.25	Full pay: \$3.00
Free/Reduced: \$0.00	Free/Reduced: Free for K-3 \$0.40 for 4-5

Before the first day

- Develop routines to start and end day
- Establish regular times for meals, breaks, and outdoor activities
- Help your child learn their student ID number for computer log-on
- Create a plan for how they will communicate their needs:
 - Restroom break
 - Water break
 - Stretch break
 - Etc.



Family involvement

- Support your child's learning in all areas
- Make attendance a priority
- Participate in school and family events
- Participate in WaKIDS family conference and parent-teacher conferences
- Help with class projects/work
- Volunteer
- Join PTA



Upcoming events

- You Otter Pop by for Popsicles with the Principals



- Back-to-school Fair

Pick up
Chromebooks,
paperwork, etc.

Photo booth with
Thunder (mascot)



- Virtual Meet & Greet



Q & A

Q: Where can I locate the Late Start Schedule?

A: At the Everett Public Schools website homepage there is a link for Remote Learning. See also the link below:

<https://docushare.everett.k12.wa.us/docushare/dsweb/Get/Document113269/Online%20schedule%20late%20start%20elementary.pdf>

Q: When will students' class placements be announced?

A: Watch your mailbox the week of August 31st. You can also check Home Access Center by Sept. 4.

Q & A

- Q: Will there be paper resources or will everything be online?
- A: We expect nearly everything to be provided through the virtual classroom on Canvas. If teachers provide paper assignments as well, they will communicate this to families. For additional resources please see the online student tools:
<https://www.everettsd.org/domain/2152>
- Q: What kind of supplies will our student need? What are we providing and what is the school providing? For example, will headphones be provided?
- A: The usual classroom supplies, but you will need them available at home. Please see school website. The school is unable to provide headphones with a microphone for each student. The chromebooks that are provided do have built in microphones.

Q & A

- Q: Where do I find my student's school identification number?
- A: Please go to the Home Access Center link below to view your student's information, including student ID#. <https://www.everettsd.org/Page/26203>
- Q: Do parents need to remain next to their student the whole time they are "in class"?
- A: No, teachers will guide the learning during synchronous learning times. Please support your child as needed with using the technology to access learning sessions and assignments.

Q & A

- Q: What about students who are attending daycare and participating in Zoom from there?
- A: We have plans to reach out to community daycare centers in our area to share distance learning schedules and expectations. We will not share information on or discuss individual students.
- Q: How many websites will I need to be aware of for my student? I don't want to miss anything.
- A: Canvas will be the virtual classroom. Think of it as the starting point with links to other websites.