

Name: _____ Date: _____

Opinion Writing Checklist

Grade 3

STRUCTURE

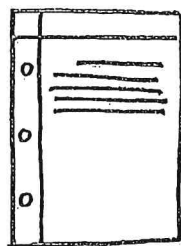
I told readers my opinion and ideas on a text or a topic and helped them to understand my reasons.

Did I do it like a third grader?

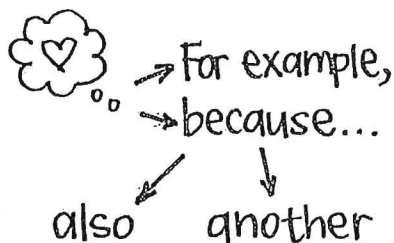
NOT
YET

STARTING
TO

YES!



I wrote a beginning in which I not only set readers up to expect that this would be a piece of opinion writing, but also tried to hook them into caring about my opinion.

☐
☐
☐


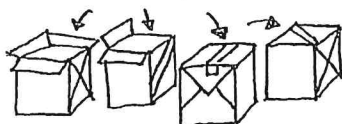
I connected my ideas and reasons with my examples using words such as *for example* and *because*. I connected one reason or example using words such as *also* and *another*.

☐
☐
☐


I worked on an ending, perhaps a thought or comment related to my opinion.

☐
☐
☐


I wrote several reasons or examples of why readers should agree with my opinion and wrote at least several sentences about each reason.

☐
☐
☐




I organized my information so that each part of my writing was mostly about one thing.

☐
☐
☐

Opinion Writing Checklist (continued)

Grade 3



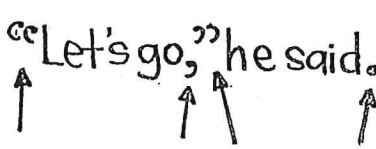

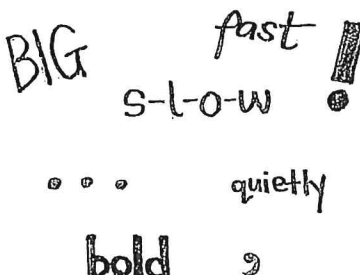
DEVELOPMENT

Did I do it like a third grader?		NOT YET	STARTING TO	YES!
	I not only named my reasons to support my opinion, but also wrote more about each one.	<input type="checkbox"/>	<input type="checkbox"/>	<input type="checkbox"/>
		<input type="checkbox"/>	<input type="checkbox"/>	<input type="checkbox"/>

Opinion Writing Checklist (continued)

Grade 3

LANGUAGE CONVENTIONS

Did I do it like a third grader?	NOT YET	STARTING TO	YES!
	<input type="checkbox"/>	<input type="checkbox"/>	<input type="checkbox"/>
	<input type="checkbox"/>	<input type="checkbox"/>	<input type="checkbox"/>
	<input type="checkbox"/>	<input type="checkbox"/>	<input type="checkbox"/>
	<input type="checkbox"/>	<input type="checkbox"/>	<input type="checkbox"/>
	<input type="checkbox"/>	<input type="checkbox"/>	<input type="checkbox"/>