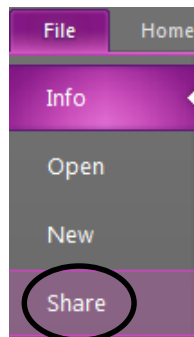


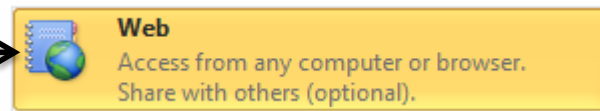
LOADING ONENOTE TO ONEDRIVE



1. Open your current OneNote notebook.
2. Go to the **File Tab>Share**.



3. Make sure you have selected the **Web**.



4. Under **Web Location** you will need to **sign in** to your SkyDrive Account.

3. Web Location:

[Microsoft SkyDrive](#)

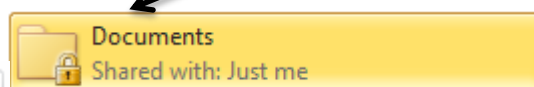
Sign in with: Microsoft account (Hotmail or Messenger)

Sign In

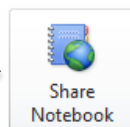
5. This will bring up a **log in window**. You will need to sign in with your email address and password.



6. You will need to either put your OneNote in the **Documents Folder** or create a **New Folder**.



7. Now click **Share Notebook**.



8. Now your notebook is synced to the cloud & you can access it even at home.