




Name(s) _____ Period _____ Date _____

Worksheet - Sending Numbers for Graphing



Outgoing Graph: Create your drawing on the left, translate the coordinates to binary, and log the bits on the right. (This is the message you will send to your partner.)

A large, empty rectangular box with a thin black border, intended for logging the bits of the outgoing graph.

Incoming Graph: Log your partner's binary message below, translate it into coordinates, and plot on the graph to the right.

