

CHAMPS

NAVIANCE

LESSON 1

Naviance Student

OCTOBER 10, 2025

Learning Outcomes

- Students will complete a Task in Naviance as part of their High School and Beyond Plan
- Each grade has a different task:
 - 9 Learning and Productivity Inventory – Slides 3-16
 - 10 Strengths Explorer Survey – Slides 17-33
 - 11 Skills Assessment – Slides 34-48
 - 12 Completing the Brag Sheet – Slides 49-53

GRADE 9

LESSON 1

10/9/2025

Naviance Student

UNDERSTANDING HOW I WORK & LEARN

Your High School & Beyond Plan

Your **High School & Beyond Plan** is a graduation requirement.

Shows up on your official transcript as **MET**

***** ADDITIONAL STATE REQUIREMENTS *****	
HIGH SCHOOL & BEYOND PLAN	NOT MET
WASHINGTON STATE HISTORY	MET

GRADUATION PATHWAY	NOT MET

***** ADDITIONAL STATE REQUIREMENTS *****	
HIGH SCHOOL & BEYOND PLAN	MET
WASHINGTON STATE HISTORY	MET

GRADUATION PATHWAY	MET

Complete the short survey in Naviance each year through grade 12.

What is your High School and Beyond Plan?

The **High School and Beyond Plan (HSBP)**, is a graduation requirement.

Your High School and Beyond Plan will help you explore your interests, set personal goals, and help guide you towards your post-secondary career and/or college plans.

You will be revising your High School and Beyond Plan each year as your interests and goals develop.

Lesson Tasks

Complete the Learning and Productivity inventory in Naviance *Student*

Explore the results and use the information about your learning preferences to help you engage in your high school courses

Learning Outcomes

Students will understand that people prefer to learn differently from one another based on personal preferences.

It is important to know personal learning preferences and be able to make choices and adjustments as needed to achieve success.

HOW WILL THIS HELP?

Log in to Naviance Student

Click **Students** from school website

Click **Naviance** button

Log in with district ID# and password



Naviance Student

What is a Learning Style?



https://youtu.be/_lopcOwfsoU?si=ccBcrBfymJyFi1Fu

Learning and Productivity Inventory

Helps you learn about your own sensory and mindset preferences.

Knowing about yourself helps you figure out how you learn best and can be the most productive.

Think about each statement and rate it based on how it truly affects how you work and learn.

Be honest with yourself, there are no right or wrong answers.

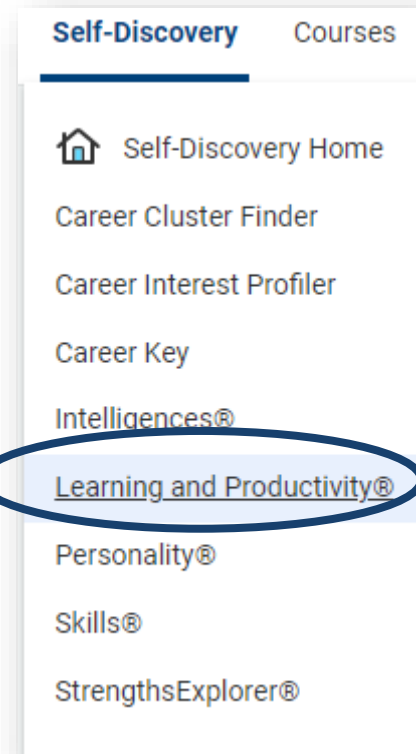
Locating the Inventory

Click on **Self-Discovery**

Click on **Learning and Productivity**

Click **Start Assessment** to begin

Start Assessment

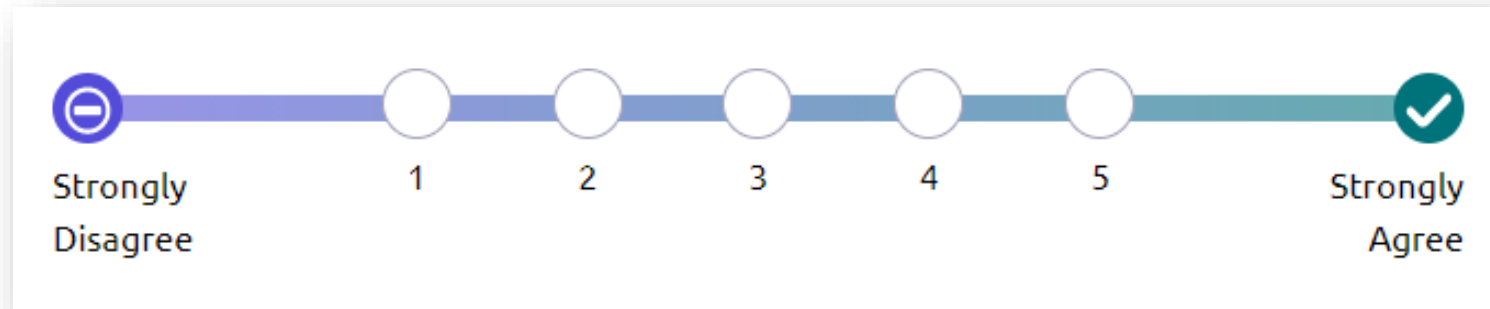


Check out each statement

For each statement, you will select a number on a scale between 1 and 5.

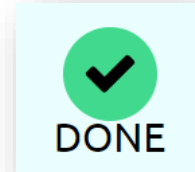
1 = Strongly Disagree
Agree

5 = Strongly Agree



Choose the answer that best fits how you prefer to learn and work.

Completing Inventory



After rating your preferences on the statements, you will get your personalized report.


Your preferences are grouped into the categories of **sensory**, **environmental**, and **mindset**.

- Each preferences has a subsection with more information about how you work and learn
- You will also see **recommendations** (*ideas*) for what you can do
 - During instruction or activities
 - Working on assignments or independent tasks
 - Preparing for tests or presentations

TASK COMPLETION...

Complete the Lesson Task...

To complete the lesson, click **Planner** > **Tasks**.
Make sure that the **Learning and Productivity** inventory is listed under **Tasks you've completed**.



GRADE 10

LESSON 1

10/9/2025

Naviance Student

EXPLORING MY STRENGTHS

Welcome!

Entry Task:

Watch as class: *Road Trip Nation (Van Taylor Monroe)*



Van Taylor Monroe

Shoe Artist

Interests:

Art

Fashion

What do you consider to be one of your greatest strengths?

How can you use your strengths in a possible future career?

EXPLORING MY STRENGTHS

Naviance Student

Lesson Tasks

Complete the Strengths Explorer in Naviance *Student*.

View the full report from the Strengths Explorer outlining your top three personal themes.

Use the information about your strengths to identify corresponding possible career pathways.

Your High School & Beyond Plan

Your **High School & Beyond Plan** is a graduation requirement.

Shows up on your official transcript as **MET**

***** ADDITIONAL STATE REQUIREMENTS *****	
HIGH SCHOOL & BEYOND PLAN	NOT MET
WASHINGTON STATE HISTORY	MET

GRADUATION PATHWAY	NOT MET

***** ADDITIONAL STATE REQUIREMENTS *****	
HIGH SCHOOL & BEYOND PLAN	MET
WASHINGTON STATE HISTORY	MET

GRADUATION PATHWAY	MET

Complete the short survey in Naviance each year through grade 12.

WHAT IS THE STRENGTHS EXPLORER?

Completing the StrengthsExplorer®

In Naviance *Student*, you will complete a survey about your strengths.

This will help you uncover your personal talents and your potential strengths.

Then the **StrengthsExplorer®** will show you additional information connected to your future college and career interests.

Important Things to Remember in StrengthsExplorer®

- There are lots of questions and the survey allows you to complete it one time.
- It will save automatically but you won't be able to go back and change your previous answers.
- There are no right or wrong answers...just be who you are!

Log in to Naviance Student

Click **Students** from school website

Click **Naviance** button

Log in with district ID# and password



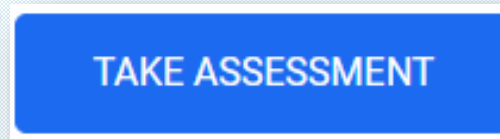
Naviance Student

Start StrengthsExplorer®

To begin **StrengthsExplorer®**, click **Self-Discovery > StrengthsExplorer®**



Read through the *Quick tips* provided and click **Take Assessment**.



StrengthsExplorer®

For each statement presented, choose and answer on the scale that fits with who you are.

Almost Always (or Always)	Often	Sometimes	Almost Never (or Never)	This Question Does Not Make Sense to Me
<input type="radio"/>	<input type="radio"/>	<input type="radio"/>	<input type="radio"/>	<input type="radio"/>

YOUR STRENGTHS EXPLORER RESULTS

Your StrengthsExplorer® Results

After your **StrengthsExplorer®** is complete, you will see your top 3 themes from the survey.

You can also access to your **Full Report**, **Workbook**, and **Related Career Pathways** that fit with your personal strengths.

Here are your top 3 themes.

Your top 3 themes are your areas of natural talent - ways in which we naturally think, feel, and act. We are all naturally good at some things, and the resources below will help you understand what those things are and the career pathways associated with them.

1. Discoverer

A thinker and learner, you are excited about exploring ideas and making connections. You like to ask the questions "How?" and "Why?"

2. Relating

You like to start friendships and keep them for a long time ? maybe even your whole life. You widen the circle of friends for yourself and others.

3. Dependability

Trust is important to you, and you care about being seen as responsible and trustworthy. People count on you to do what you say you will do. When you make a promise, you mean to keep it.

 [View Full Report](#)  [View Your Workbook](#)

[SEE RELATED CAREER PATHWAYS](#)



StrengthsExplorer® Full Report

The **StrengthsExplorer® Full Report** describes your three themes based on your answers.

Scroll down to get the details of each theme and ideas for action items.



Your Top 3 Themes
You are the only person with your exact talents. Nobody in the world is the same as you.

1. Dependability	2. Achieving	3. Future Thinker
Trust is important to you, and you care about being seen as responsible and trustworthy. People count on you to do what you say you will do. When you make a promise, you mean to keep it.	You have more energy and more goals than other people. You love a sense of accomplishment.	Your mind loves to think and dream about the future. You are a person who thinks about what is possible, not what is impossible.

Theme Details
Here is a complete summary of your themes from StrengthExplorer®

Action items
Complete these items to get maximum benefits from StrengthExplorer®

See Related Career Pathways

Click **See Related Career Pathways**, to see career pathways based on your three themes.

SEE RELATED CAREER PATHWAYS

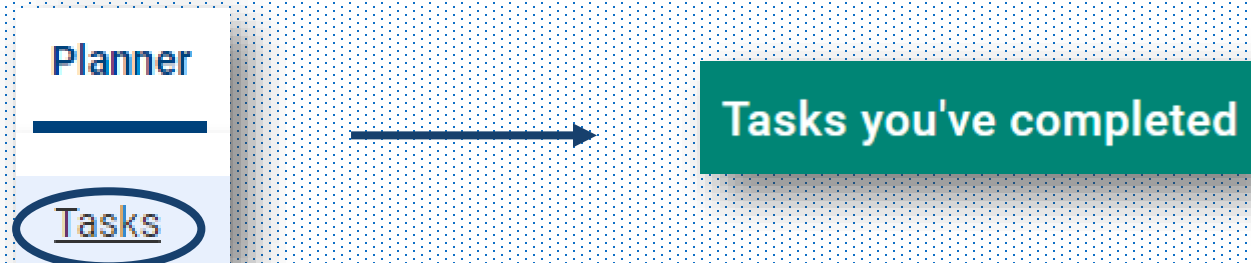
For each theme, click the  icon to add to your favorites.

Click the **title** of the career pathway to explore specific details and information about possible careers.

TASK COMPLETION...

Complete the Lesson Task...

To complete the lesson, click **Planner** > **Tasks**.
Make sure that the **Complete StrengthsExplorer** is listed under **Completed Tasks**.



GRADE 11

LESSON 1

10/9/2025

Naviance Student

SKILLS FOR YOUR FUTURE

Welcome!

Entry Task:

Would the skills below be used more in a school or work setting?

Teamwork

Critical Thinking

Problem Solving

Collaboration

Work Ethic

Leadership

Oral & Written Communication

SKILLS FOR YOUR FUTURE

Naviance Student

Your High School & Beyond Plan

Your **High School & Beyond Plan** is a graduation requirement.

Shows up on your official transcript as **MET**

***** ADDITIONAL STATE REQUIREMENTS *****	
HIGH SCHOOL & BEYOND PLAN	NOT MET
WASHINGTON STATE HISTORY	MET

GRADUATION PATHWAY	NOT MET

***** ADDITIONAL STATE REQUIREMENTS *****	
HIGH SCHOOL & BEYOND PLAN	MET
WASHINGTON STATE HISTORY	MET

GRADUATION PATHWAY	MET

Complete the short survey in Naviance each year through grade 12.

WHAT IS A SKILLS ASSESSMENT?

Skills Assessment

The **Skills Assessment** is a survey within Naviance *Student*.

Survey helps you identify your current skill, provide information on how to develop them and how these key skills connect to future careers.

Log in to Naviance Student

Click **Students** from school website

Click **Naviance** button

Log in with district ID# and password



Naviance Student

Access the Skills Assessment

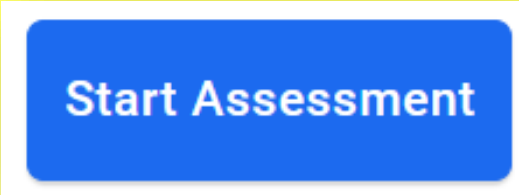


The assessment measures your creativity, conscientiousness, critical thinking, leadership and social-emotional skills.

Click the **Self-Discovery** > **Skills** to begin.

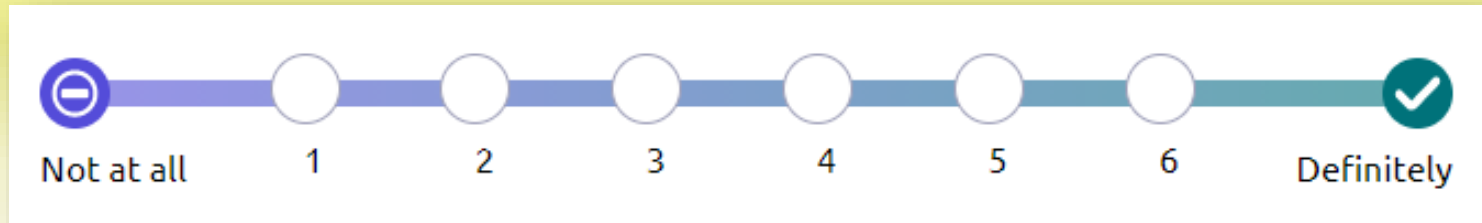
Begin the Skills Assessment

To begin, click the **Start Assessment** button.

A blue rectangular button with rounded corners and a white border. The text "Start Assessment" is written in white, bold, sans-serif font in the center of the button.

Start Assessment

Decide how much each statement is like you and choose a number on the scale.

A horizontal scale with seven circular markers. The first marker on the left is a purple circle containing a minus sign. The last marker on the right is a teal circle containing a checkmark. Between these two are five white circles with black outlines. Below the markers are the labels "Not at all", "1", "2", "3", "4", "5", "6", and "Definitely". The background of the scale bar transitions from light purple on the left to light teal on the right.

Not at all 1 2 3 4 5 6 Definitely

Continue the Skills Assessment

Towards the end of the assessment, you will be asked to describe yourself.



AchieveWorks Skills®

Out of the two statements provided, choose the answer that better describes you.

Example:

☐ Follow my hunches

☐ Follow procedure

Viewing Your Results

Your assessment results will show:

- *Your skills at a glance called a "**skill profile**"*
- *Provides detailed information about each skill and gives you ideas to develop them further*
- *Recommended careers based on your **skills***

To jump quickly to any part of your results, use the drop-down **Table of Contents**.

Be sure to explore your results!

Table of Contents

Summary

Summary

Conscientiousness

Social-Emotional

Leadership

Critical Thinking

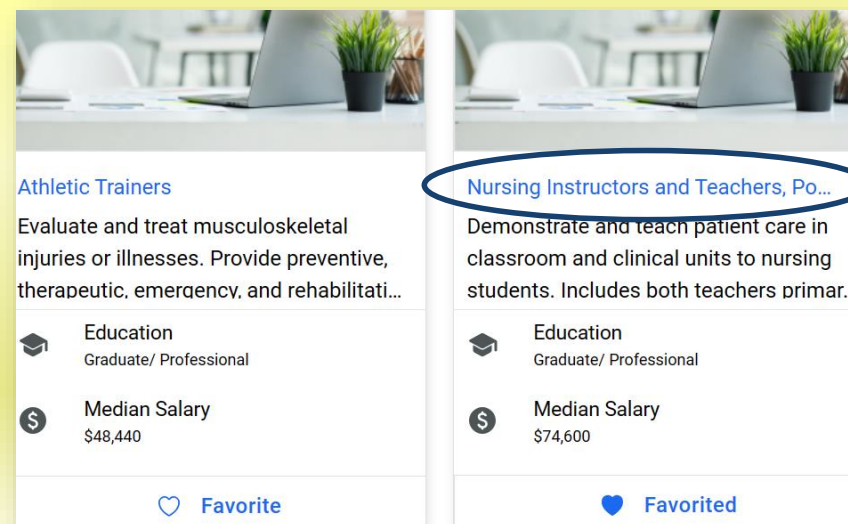
Creativity

Develop Your Skills

Recommended Careers

Recommended Careers

- Check out careers in your interest area.
- Click the **career title** to explore:
 - Education/training needed
 - Median salary
 - Detailed information and opportunities



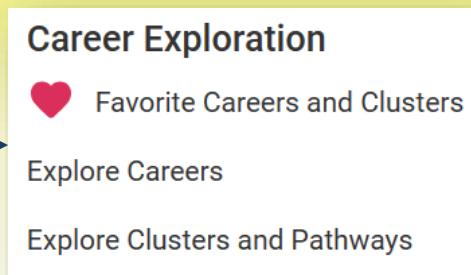
Adding Careers to Favorites

Click the **heart icon** save the career to your "favorites".



Click  to see more career recommendations


You can view these on under **Careers > Favorite Careers and Clusters**



TASK COMPLETION...

Complete the Lesson Task...

To complete the lesson, click **Planner > Tasks**.
Make sure that the **Complete Skills Assessment** is listed under **Completed Tasks**.



GRADE 12

LESSON 1

10/9/2025

Naviance Student

COMPLETING BRAG SHEET

Things to be aware of before starting

If students took AP Research with Mrs. Carlson last year, this survey is blank and not the filled out one. Last year's brag sheet is inactive but Mrs. Pewitt has all the data so if you would like to copy/paste the data into this year's survey for teachers/counselors to see, email SPewitt@everettsd.org and she will send you that information.

If the students try to complete the whole brag sheet, it will take too long and Naviance will time out. If they don't save frequently, it will erase it.

You have two options:

- 1) Save after completing each section.
- 2) Or write answers on a Google doc or open [this template](#). Then you can copy/paste the answers in for teachers/counselors and use that same document in case you want to have the answers for similar essay or short answer sections on a college or scholarship application.

Log in to Naviance Student

Click **Students** from school website

Click **Naviance** button

Log in with district ID# and password



[Naviance Student](#)

Opening the Brag Sheet

The screenshot shows a student dashboard with a navigation bar at the top. The 'About me' tab is selected, and its dropdown menu is open. The menu includes options like 'About me home', 'Documents and notes', 'Resume', 'Goals', 'Portfolio', 'Journal', 'Test scores', and 'Documents shared with me'. The 'Surveys' section is highlighted, and the 'Surveys from your school' option is selected. A blue arrow points from the 'About me' tab to the dropdown menu, and another blue arrow points from the 'Documents and notes' section to the 'Surveys from your school' option.

Home Self-Discovery Courses Careers Colleges Planner **About me**

12th Grade

Surveys

- Surveys from your school
- Game plan survey

Documents and notes

- Document resources
- Resume
- Goals
- Portfolio
- Journal
- Test scores
- Documents shared with me

About me home

No Path Selected

Plan for life after high school and select the path that will lead to future success

Select Path

Opening the Brag Sheet

