






 symbol next to the lessons make them a priority and they will receive feedback.

	Monday	Tuesday	Wednesday	Thursday	Friday
MATH	Khan Academy <b>Video lessons:</b> <u>Introduction to coordinate plane</u>  <u>Coordinate plane graphing points</u>  Khan Academy <b>practice:</b> <u>Graph points</u> <u>Identify coordinates</u>	Tangy Tuesday Puzzle <u>Pictarithms</u>  <u>Pictarithms</u> <u>Google form</u>  	Game Day  <div style="border: 1px solid black; padding: 5px; text-align: center;"> <b>MATH NOOK</b>  <i>(Math Games and More.)</i> </div> 	<b>Quiz day</b> Khan Academy practice <u>Identify points</u>  Khan Academy <b>Quiz</b> <u>Coordinate Plane</u>  	<b>Finish up</b> I Ready  <b>Feedback</b>
ELA	New note page for character circumstance  Chains: Ch. 8 & 9  Start Vocab chart	Chains: Ch. 10 & 11  Add to problems list  Finish vocab chart & turn in	Chains: Ch. 12 & 13  Add to T-Chart about how slaves were treated  Answer RACE Question 	New note page for inferring character traits  Chains: Ch: 14 & 15  Complete Quiz for chapter 13, 14, 15 	Chains: Ch. 16 & 17  Add to character traits list
SCIENCE/SOCIAL STUDIES	Science: Building the mission Google slides  	Science: Building the mission Google slides	Social Studies: Game - For Crown or Colony? Episode 3  	Social Studies: Game - For Crown or Colony? Episode 4	Social Studies: Game - For Crown or Colony? Episode 5  Turn in Learning Log
OTHER	*Start iReady lessons	10:45-11:45 Zoom to go over week's assignments & check-in	*	10:45-11:45 Office Hours; Specific logins will be via email and google classroom	10:45-11:30 Class Zoom time to connect with each other

Dear FVE 5<sup>th</sup> grade families,

5/10/2020

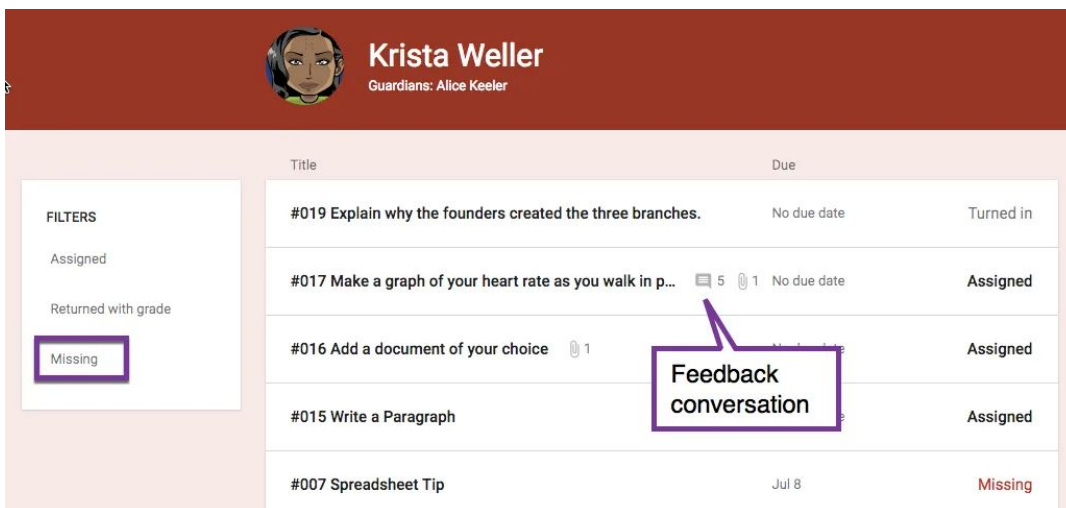
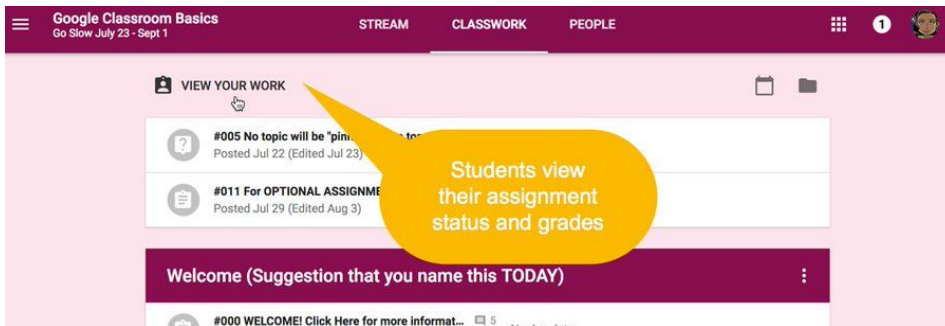
As we roll into mid-May and the sunshine returns, we hope you are able to find a **sunny outlook** through this distance learning. One of the sunniest moments of our weeks is when we have an opportunity to talk with the kids. During our small group meetings, the students have provided such incredible feedback that is truly guiding what/how we present our lessons. One of our ah-has is that students haven't been seeing our feedback. Students can see and show you feedback on returned work by going into the classwork feed and either searching for an assignment OR clicking the "view my work" button. In there, when they click on returned assignments, any assignment with a comment will have the comment talk-bubble next to it and anything that had numbers attached will show there as well. They can open their google forms to see question by question feedback, they can read comments, etc. We are working on building in time to the learning plan for students to go in and read through their feedback. So, please note that is coming and it is in large part due to the small groups and kids being willing to let us know what is and isn't working. Way to go 5th graders!

Attached are the lesson plans for the week. It would be helpful to think of the overview page as the **DAILY PLANNER**, like the one we used to fill out each day in class. It may be good to print it and use it as a check off list of what is due. **Always remember, the best place for your students to begin their lessons each day is to log into their Google Classroom and check the Classwork feed each day!**

We miss you all and hope you all stay safe, sane, and healthy. 😊

Take Care, The 5<sup>th</sup> grade team

Mrs. Teresa Reynolds, Mrs. Ally Nichol, and Mrs. Hailey Riehl



# Monday Lessons:

**Math:** introduction to coordinate plane and identifying coordinate pairs

1. Log into **Khan Academy**
2. watch the 2 **instructional videos:**
  - a. Introduction to the coordinate plane
  - b. Coordinate plane: graphing points
3. Complete the 2 **Khan academy practice lessons**
  - a. Graph points
  - b. Identify coordinates
4. **Return to Google Classroom** and answer Monday questions
  - a. Enter scores for practice
  - b. Reflect
5. Start IReady lesson for week

**Turn in : Monday Question with scores and reflection**

**ELA:** Continue reading Chains, Chains Vocab

1. **Watch the short instructional video of Mrs. Riehl** - she explains the task for today & how to set up the first note page about Character Circumstances in your CIA notebook/Spiral
2. **Chains Chapters 8 & 9** - Read independently or listen to Mrs. Riehl as she reads
3. See Mrs. Riehl's notes to record down new characters & to copy down the notes from the t-chart "White People's Opinion of Slaves" – this is all about Isabel's circumstances and what life is like for her.
4. On Google Classroom Open the Vocabulary Document and complete the chart for the vocab words - Circumstances, Deprived, and Inhuman

**Turn in: Nothing for Today**

**Science:** Work with criteria and constraints when planning a mission.

1. Continue working on your Mars Mission design from Friday.
2. By the end of today, you should have worked through all the systems and have your Spacecraft Log for all the parts up to date. Remember, you only need to enter the information on the cards. Not everything will have a science return or a power draw. :)
3. Turn in: None yet

# Tuesday lessons:

**Math:** *I can use equivalent fractions to add and subtract fractions to solve a puzzle problem*

**1. Log into Google Classroom find assignment Tangy Tuesday Pictarithms**

**Directions:**

a) watch tutorial on how to solve this week's puzzles **Pictarithms** (**hint** if you can't see anything scroll up and click on the puzzle type you want more information about)

b) Tutorials Tangy Tuesday Pack 3

<https://gregtangmath.com/tutorials#slideShowIframe>

c) Open Puzzles link

<https://documentcloud.adobe.com/link/track?uri=urn%3Aaid%3Ascds%3AUS%3A487db703-27bb-4f69-855f-7395f547e7bc>

d) you can Print and/or just solve **Pictarithms** puzzle only

e) Enter answers and **submit quiz ASSIGNMENT for feedback**

**Turn in : Pictarithms quiz**

## ELA:

1. Read or Listen to Chapters 10 & 11 of "Chains"
2. Add to your problems list – Mrs. Riehl will post a picture of what she recorded tomorrow for you to add anything you might have missed
3. Finish the Vocabulary chart by completing the words – Insolence and Vexing (Some or all of these words will appear in your quiz on Thursday!)

**Turn in: Vocabulary Chart on Google Classroom**

**Science:** Work with criteria and constraints when planning a mission.

1. Login to **Google Classroom** and read through the Tuesday assignment.
2. Open your Google Slide card game from Friday and Monday, Go to the last slide to see what twist occurred. Once you know your twist (be it good or bad) - revisit your prior slides and update your items and your Spacecraft Log to meet your new constraints..
3. Complete your log and the questions at the bottom of your log.
4. Turn in: Mission Mars Game slides.



# Wednesday lessons:

**Math: Game Day-** Chose some games to play to practice your ability to find coordinate pairs on a grid. See the game notes next to each game for some idea on the difficulty.

1. Open the **Wednesday Game Day content page**
2. Read the directions then open the Wednesday game link Google Doc to find the game links

**\*\*\* If there is an option, choose to play in 1 quadrant\*\*\***

**Math Nook site DO NOT DOWNLOAD ANYTHING!! Use the controls on**

**MATH NOOK**  
[Math Games and More]

**the game picture to start game and get directions**

<https://www.mathnook.com/math/skill/coordinategridgames.php>



**ABCYA Coordinate grid games** This is a map skills game that used latitude and longitude

[www.abcya.com/games/latitude\\_and\\_longitude\\_practice](http://www.abcya.com/games/latitude_and_longitude_practice)

**Turn in : nothing today**

## ELA:

1. Compare your notes to the Mrs. Riehl's - add any information that you missed
2. Read or Listen to Chapters 12 & 13 of "Chains"
3. Add to your White People's Opinion of Slaves T-Chart that you created on Monday - Mrs. Riehl will post hers tomorrow for you to add anything you missed
4. **RACE Question: Respond on Google Classroom** - After reading or listening to chapter 12 - How does Lady Seymore treat Isabel differently than Madam Lockton treat her? Use the RACE and make sure to include evidence from the text to support your thinking.

**Turn In: Your RACE response on Google Classroom for feedback**

**Social Studies:** Play an online simulation game about events in Boston leading up to the American Revolution and to understand perspectives on why someone might be a loyalist vs. patriot.

1. Login to **Google Classroom** and find the Wednesday assignment.
2. You will be playing *Mission US: For Crown or Colony?* - Episode 3.
3. Come back to your Google drive and open the "Learning Log" to answer a brief question about your time in the game. In the log, find day 3 and answer one of the prompts. Please do not spend more than 10-15 minutes on the learning log. It is a way to reflect, but does not need to be "finished" quality. It can be bullet points/pictures, etc.
4. Turn in: Nothing to turn in, but complete Learning Log day 3.

# Thursday lessons:

**MATH:** Review Coordinate planes and check for understanding Quiz

1. **Log into Khan Academy** and complete **practice lesson and Take Quiz**
  - a. Practice lesson: **Identify points**
  - b. Quiz **Coordinate Plane ASSIGNMENT for feedback**
2. **Return to Google Classroom** and answer **Thursday Khan Academy Practice and quiz Question**
  - a. Enter scores for practice and test
  - b. Reflect on skill level



**Turn in: Thursday Khan Academy practice and Quiz**

## ELA:

- 1) Compare your t-chart notes to the Mrs. Riehl's - add any information that you missed
- 2) Watch a short video of Mrs. Riehl as she explains setting up a new note page about inferring character traits for Isabel
- 3) Read or Listen to Chapters 14 & 15 of "Chains"
- 4) Make inferences about Isabel's Character using evidence = her Actions/Words/Thoughts/Feelings - Add the evidence and the trait to your note page (See Mrs. Riehl's)
- 5) Take the Quiz on chapters 13,14,15 for feedback upon completion

**Turn in: Your Quiz for chapters 13,14,15**

**Social Studies:** Play an online simulation game about events in Boston leading up to the American Revolution and to understand perspectives on why someone might be a loyalist vs. patriot.

1. Login to **Google Classroom** and find the Thursday assignment.
2. You will be playing *Mission US: For Crown or Colony?* - Episode 4.
3. Come back to your Google drive and open the "Learning Log" to answer a brief question about your time in the game. In the log, find day 4 and answer one of the prompts. Please do not spend more than 10-15 minutes on the learning log. It is a way to reflect, but does not need to be "finished" quality. It can be bullet points/pictures, etc.
4. Turn in: Nothing to turn in, but complete Learning Log day 4.

# Friday lessons:

## **Math:** *Finish up and Feedback*

1. **Finish I Ready** math lessons
2. Check to see all work is turned in and look for feedback
  - Go to Classwork feed
  - clicking the “view my work” button.
  - click on returned assignments,
  - look for comment talk-bubble next to assignment
  - open any google forms to see question by question feedback and read comments

## **Math: Nothing to turn in today**

## **ELA:**

1. Compare your character trait t-chart notes to the Mrs. Riehl's - add any information that you missed
2. Read or Listen to Chapters 15 & 16 of "Chains"
3. Add to your Character trait list for Isabel's using evidence = her Actions/Words/Thoughts/Feelings - Add the evidence and the trait to your note page (See Mrs. Riehl's)

## **Turn in: Nothing for today**

**Social Studies:** Play an online simulation game about events in Boston leading up to the American Revolution and to understand perspectives on why someone might be a loyalist vs. patriot.

1. Login to **Google Classroom** and find the Friday assignment.
2. You will be playing *Mission US: For Crown or Colony?* - Episode 5 & epilogue.
3. Come back to your Google drive and open the "Learning Log" to answer a brief question about your time in the game. In the log, find day 5 and answer one of the prompts. Also, please answer the Patriot/Loyalist reputation question at the end of the assignment. Please do not spend more than 10-15 minutes on the learning log. It is a way to reflect, but does not need to be "finished" quality. It can be bullet points/pictures, etc.
4. Turn in: Turn in completed Learning Log.

# Objectives for the week:



**Support:** Please see the Google Classroom for videos that will explain an overview of your assignments for the week. On Tuesday's zoom calls, please come ready with questions about your assignments.

## Math: Coordinate grids and Equivalent fractions

Ø *I can graph and interpret points in the first quadrant of a coordinate plane. 5.G.2*

Ø **Problem Solving:** *I can use equivalent fractions to add and subtract fractions and solve a puzzle problem*

## ELA:

- ❖ Describe in depth a character, setting, or event in a story drawing on specific details in the text
- ❖ Determine the meaning of words and phrases as they are used in a text including figurative language
- ❖ Draw evidence from literary text to support analysis and/or reflection

## Social Studies:

- ★ Play a simulation to understand the multiple perspectives of different stakeholders during the lead up to the American Revolution.
- ★ During the reflection, connect events in the simulation to viewpoints and situations today.

## Science:

- ★ Work with criteria and constraints when making scientific decisions.
- ★ Within the engineering design process, reevaluate and redesign when constraints change.