






 symbol next to the lessons make them a priority and they will receive feedback.

	Monday	Tuesday	Wednesday	Thursday	Friday
MATH	Start Part 1 <i>Mars</i> Volumeville Model Settlement Take Khar Academy  <u>Volume Unit Test</u>	Part 2 Build Settlement Start slide show *Start Math I Ready lesson	Finish Slide show Start Part 3 Edit and Revise	Finish Edit and reise Turn in Slide show presentation 	View and Give Feed back to others slideshows <i>Finish Math I Ready lesson</i>
ELA	Brainpop - idioms Idioms Google Form Practice “Chains” - Genre Chart & Book Blurb 	Brainpop - Tone & Mood Read/listen to “Slavery in America” RACE response on Mood 	Set up CIA Note pages for Chains (See Mrs. Riehl’s Video) “Chains”: Ch.1-2 & add to character/prob list Kahoot	Compare notes to Mrs. Riehl’s “Chains”: Ch.3-4 & add to Character and problem list Figurative language Quiz 	Compare Thurs. Notes to Mrs. Riehl “Chains” Ch.5-8 Add Main events note page
SCIENCE/SOCIAL STUDIES	Social Studies: Video-BrainPop Causes of Amer Revol. Causes of Revolution Quiz 	Social Studies: Game - For Crown or Colony? Prologue and Episode 1 	Social Studies: Game - For Crown or Colony? Episode 2 <i>*will continue next week</i>	Science: Determining a Mars landing site	Science: Begin to build the mission in google slides <i>*will continue Monday</i>
OTHER		10:45-11:45 Zoom to go over week’s assignments & check-in	*	10:45-11:45 Office Hours; Specific logins will be via email and google classroom	10:45-11:30 Class Zoom time to connect with each other

Dear FVE 5th grade families,

5/3/2020

Happy May! It is hard to believe, but we have now been in distance learning for 7 weeks. Through our conversations with you and the students, we continue to refine our lessons and have now come to the point where our theme for this week is **BALANCE**. We are working to find a balance across content areas, in how much is assigned on given days, and following the flow of the week. As we integrate across multiple subject areas, we hope you and your child will see the ways in which the subjects are beginning to support and build off each other. We also hope to balance more rigorous work with some ways to practice that are fun and playful. We also want to hold up the word balance as we look at balancing class work with the play of being a kid. Over this coming week, the weather is beginning to warm up and we hope that we have designed our work so that kids can balance studying with playing outside: walks, bike rides, building a fort, helping in the garden, or helping make some food for a backyard picnic - there are so many ways the kids can still be kids during this strange time and we hope that this balance will also help bring some joy and perhaps even a hint of Spring-in-the-PNW-normalcy.

Always remember, the best place for your students to begin their lessons each day is to log into their Google Classroom and check the Classwork feed each day!

Last Thursday, we met with some students who provided us with their advice on how to complete assignments; here is what they shared:

- Use the planner for organization (some said they check off things as they go)
- Watch the teacher videos - they walk you through assignments
- Try to limit distractions (one shared that she keeps her cell phone away from where she is working)
- Set a time to start and take just mini breaks

Upcoming read aloud: It was so wonderful to see so many of you on Friday. We will try to work out a way to get books to the remaining students this week. As a reminder, we will be reading the novel *Chains* by Laurie Halse Anderson starting THIS week. If you would like to buy your own copy, they are on Amazon for \$5.59 OR you may check out a copy from school through the teachers.

Counselor Check-In: Mrs. Sample will be adding a social-emotional lesson as an option in our Google Classrooms. Additionally, she has created a form to complete if you would like to have her check in with your child: If you'd like Mrs. Sample to check in with your child, please have them fill out the following

<https://forms.gle/zVUPJJmuHPkbXh397>

Please know you can reach out to any of us for support. We too will try this week to work on some balance for ourselves and our families, but know that if you reach out, we will try our best to respond as soon as we can.

We miss you all and hope you all stay safe, sane, and healthy. 😊

Take Care, The 5th grade team

Mrs. Teresa Reynolds, Mrs. Ally Nichol, Ms. Heather Knouse, and Mrs. Hailey Riehl

Monday Lessons:

Math: Apply and extend volume concepts and volume of composite figures to Build a model settlement on Mars

1. Log into Google classroom for Part One of **Mars Volumeville Model Settlement**
 - a. Read through the project directions
 - b. Choose what type of model settlement you want to make
 - c. Watch the video for your choice of model -**virtual** or **actual**
 - d. Begin planning buidlgins Length-Width-Height and total volume
2. **Log into Khan academy take Volume Unit Test**



ELA:

1) Review idioms and clichés on Brainpop

- Brainpop Login: FabFalcons2020 Password: FabFalcons2020**
- Watch the short video on idioms and clichés
- Complete the worksheet practice from Brainpop on idioms

2) Complete the google form on Idioms on Google Classroom - **feedback upon completion**

3) “Chains” genre chart and book blurb

- o Watch the video of Mrs. Riehl as she goes over and explains the genre and blurb for the book chains

Turn in: Your Google Form on Idioms

Social Studies: Review an additional source for causes of the American Revolution and then practice for feedback.



1. Login to **Google Classroom** and find the Monday assignment.
2. Review by watching the BrainPop: Causes of the American Revolution.
<https://www.brainpop.com/socialstudies/ushistory/causesoftheamericanrevolution/>
Brainpop username AND password: FabFalcons2020.
3. Come back to the Google Classroom and take the **feedback quiz**: 13 Colonies and Causes of the American Revolution. You may use any of your notes. Make sure to look over correct/incorrect answers and any feedback.
4. Turn in: **Feedback Quiz**

Tuesday lessons:

Math:

1. Create your **buildings for Volumeville**
 - a. Actual settlement- build models and start slide show if ready
 - b. Virtual settlement- build directly in Google slides
3. **Start IREADY** lessons for week (goal to complete 1-3 lessons a week) ASSIGNMENT for feedback



ELA:

1) Understanding Mood and Tone using Brainpop

<https://www.brainpop.com/english/studyandreadingskills/moodandtone/>

o **Brainpop Login:** **FabFalcons2020** **Password: FabFalcons2020**

o Watch the short video on Mood and Tone

o Take the short quiz

2) **Read or listen to the outside text “Slavery in the colonies” (Mrs. Riehl has recorded herself reading):** This article provides important background knowledge and information about how slaves were treated during the time of the American Revolution.

3) **RACE Questions: Respond on Google Classroom**

According to the Brainpop video about Tone and Mood, mood is the general atmosphere of a piece of writing, and the overall feeling a reader gets from the piece.

Answer this Question: After reading/listening to “Slavery in the Colonies” what conclusion did you make about the mood of the article? Was it lighthearted, dark, sadness, mysterious, ect? Use the RACE format and evidence from the text to support your thinking.

Turn In: Your RACE response on Google Classroom

Social Studies: Play an online simulation game about events in Boston leading up to the American Revolution and to understand perspectives on why someone might be a loyalist vs. patriot.

1. Login to **Google Classroom** and find the Tuesday assignment.
2. You will be creating a username and then playing the game *Mission US: For Crown or Colony?* - Prologue and Episode 1.
3. Come back to the Google Classroom and open the “Learning Log” to answer a brief question about your time in the game. In the log, find day 1 and answer one of the prompts. Please do not spend more than 10-15 minutes on the learning log. It is a way to reflect, but does not need to be “finished” quality. It can be bullet points/pictures, etc.
4. Turn in: Nothing to turn in, but complete Learning Log day 1.

Wednesday lessons:

Math :

1. **Finish Slide show**
 - a. Actual Model insert pictures
 - b. Virtual model- add backgrounds if wanted
2. **Log into Google Classroom**
 1. review Edit /Revise/ Creative Checklist
 2. **Start Part 3 Edit/ Revise**

ELA:

- 1) **Watch the short instructional video from Mrs. Riehl** - she explains the task for today & how to set up the first few note pages in your CIA notebook/Spiral
- 2) **Chains Chapters 1&2** - Read independently or listen to Mrs. Riehl as she reads
- 3) **Record** down any characters that you learned about and any problems you noticed on your note pages – Mrs. Riehl will post a picture of what she recorded tomorrow for you to add anything you might have missed
- 4) **Figurative Language Kahoot (Optional)**
 - Log in to Kahoot to play the game on Figurative Language – this is your review, Thursday there will be a quiz on Google Classroom
 - **Challenge Link:**
https://kahoot.it/challenge/06830171?challenge-id=668bd402-37b1-491b-a51d-4ab926e97bd7_1588522981156
 - **Game Pin: 06830171**

Turn In: Nothing for today



Social Studies: Play an online simulation game about events in Boston leading up to the American Revolution and to understand perspectives on why someone might be a loyalist vs. patriot.

1. Login to **Google Classroom** and find the Wednesday assignment.
2. You will be playing *Mission US: For Crown or Colony?* - Episode 2.
3. Come back to your Google drive and open the “Learning Log” to answer a brief question about your time in the game. In the log, find day 2 and answer one of the prompts. Please do not spend more than 10-15 minutes on the learning log. It is a way to reflect, but does not need to be “finished” quality. It can be bullet points/pictures, etc.
4. Turn in: Nothing to turn in, but complete Learning Log day 2.

Thursday lessons:

MATH:

1. Finish **Edit /Revise/ Creative Checklist**
2. Log into Google Classroom **finish and submit slide show**



, ELA:

- 1) Compare your notes from yesterday to the Mrs. Riehl's – add any information that you missed
- 2) Read or Listen to Chapters 3&4 of “Chains”
- 3) Add to your character list – Mrs. Riehl will post a picture of what she recorded tomorrow for you to add anything you might have missed
- 4) Take the Google Form Quiz on Figurative Language

Turn in: Figurative Language Google Form Quiz - feedback upon completion

Science: Explore Mars landing sites and use coordinates to identify where you would land during your mission.

1. Login to **Google Classroom** and find the assignment for Thursday.
2. Open the PearDeck slides link- you will read a webpage about Mars landing sites for the upcoming 2020 mission and then back in your slides, vote on where NASA should send their next lander. As you keep going in the PearDeck, you will map a location for your Mars mission.
3. Turn in: Completing the Pear Deck. In Google Classroom, click “turn in” to show you completed the assignment.

Friday lessons:

Math:

1. Log Into Google Classroom and view others model settlements
2. Finish I Ready Lessons for the week ASSIGNMENT for feedback



ELA:

- 1) Compare your notes on characters and problems to the Mrs. Riehl's – add any information that you missed
- 2) Read or Listen to Chapters 5,7, 8 of “Chains”
- 3) Add to your problems list – Mrs. Riehl will post a picture of what she recorded on Monday for you to add anything you might have missed
- 4) Create a new entry page in your CIA notebook/spiral titles Important Events and list the most important events that have happened so far in “Chains” – See Mrs. Riehl's for an example
- 5) Finish your reading iReady for the week and take an AR test if you've finished a book 😊

Turn In: Nothing today

Science: Work with criteria and constraints when planning a mission.

1. Login to **Google Classroom** and find the Friday assignment.
2. Open the Google Slide, read through the instructions, constraints, and criteria for the card game. Use the cards on each slide to decide which items you will want for your mission. Make sure you keep tallying the costs, energy, etc. in the log.
3. You will have Monday to keep working on the first design. A good stopping point today is after choosing your computer system (slide 6).
4. Turn in: None yet

Objectives for the week:



Support: Please see the Google Classroom for videos that will explain an overview of your assignments for the week. On Tuesday's zoom calls, please come ready with questions about your assignments.

Math:

Ø **Volume of Rectangular Prisms:** develop and understand concepts of volume measurement and Recognize volume as an attribute of solid figures (5.MD.3)

Ø **Problem Solving:** understand the place value system- Use problem solving skills and knowledge of place value to solve Tangy Tuesday puzzles

ELA:

- Review and practice determining main idea of a text
- Practice identifying and utilizing figurative language to strengthen show-not-tell writing
- Write a Show-not-tell Climax Paragraph for a Tsunami Survival Story using show-not-tell strategies and including figurative language - similes, metaphors, personification, or hyperbole.

Social Studies:

- ★ Explore the cause and effect relationships of events leading to the American Revolution..
- ★ Use a simulation (video game) to experience loyalist and patriot viewpoints.

Science:

- ★ Use coordinates to identify a location on a map (Mars).
- ★ Work within criteria and constraints when designing a mission.